

COUNTY BOARD OF COMMISSIONERS

Clay County, Minnesota 56560

Date **June 28th 2016**
Motion by
Commissioner/Council
Member

Weyland

Resolution No. 2016-26
Second by
Commissioner/Council
Member Mongeau

WHEREAS, Benefits to Clay County for participation in the Minnesota Council on Local Results and Innovation’s comprehensive performance measurement program are outlined in MS 6.91 and include eligibility for a reimbursement as set by State statute; and

WHEREAS, Any county participating in the comprehensive performance measurement program is also exempt from levy limits for taxes, if levy limits are in effect; and

WHEREAS, The Clay County Board has adopted and implemented at least 10 of the performance measures, as developed by the Council on Local Results and Innovation, and a system to use this information to help plan, budget, manage and evaluate programs and processes for optimal future outcomes; and

NOW THEREFORE LET IT BE RESOLVED THAT, Clay County will continue to report the results of the performance measures to its citizenry by the end of the year through publication, direct mailing, and posting on the county’s website, or through a public hearing at which the budget and levy will be discussed and public input allowed.

BE IT FURTHER RESOLVED, Clay County will submit to the Office of the State Auditor the actual results of the performance measures adopted by the county.

Frank Gross

Frank Gross, Chair
Clay County Board of Commissioners

ATTEST:

Brian C. Berg
Brian C. Berg
County Administrator

Detail of Voting:

Ayes **5**

Nays **0**

Enclosure 1

Sheriff Department - Public Safety - Clay County Only						
Crime	2013		2014		2015	
	Actual Offenses	Cleared by Arrest	Actual Offenses2	Cleared by Arrest2	Actual Offenses3	Cleared by Arrest3
Murder	0	0	1	1	0	0
Rape	3	2	3	2	0	0
Robbery	0	0	0	0	0	0
Assault	8	4	3	3	8	6
Burglary	23	3	29	2	19	6
Larceny	52	6	57	12	49	6
Auto Theft	4	2	5	0	13	4
Total w/o Arson	90	19	98	20	89	21
Total w/ Arson	90	19	99	20	90	22
Other Assaults	35	27	29	20	37	25
Forgery/Counterfeit	4	3	1	0	0	0
Fraud	64	28	66	33	46	23
Embezzlement	0	0	0	0	0	0
Stolen Property	0	0	2	1	10	5
Vandalism	30	3	33	3	17	2
Weapons	2	1	0	0	7	6
Prostitution	0	0	0	0	0	0
Other Sex Offenses	2	2	6	3	1	1
Narcotics	16	16	40	37	90	81
Gambling	0	0	0	0	0	0
Family/Children	12	4	6	1	12	8
D.U.I	93	91	118	114	122	117
Liquor Laws	23	23	28	27	28	22
Drunkenness	0	0	0	0	0	0
Disorderly	17	7	16	12	17	9
Vagrancy	0	0	0	0	0	0
Other	44	28	65	47	124	93

Enclosure 1a

Clay County Crash Report						
Category	2010	2011	2012	2013	2014	2015 (Avail July 2016)
Fatal Crashes	5	2	4	5	4	
Injury Crashes	222	203	199	187	206	
Property Damage Crashes	617	629	439	648	497	
Total Crashes	844	834	642	840	707	
Number Killed	8	2	4	6	4	
Number Injured	280	273	282	247	282	

Clay County Closed 2011 Adult Felons

		2008		2009		2010		2011	
Recid_6mos									
casetype		Frequency	Percent	Frequency	Percent	Frequency	Percent	Frequency	Percent
Probation	No	160	98.2	164	98.2	158	96.3	188	99.5
	Yes	3	1.8	3	1.8	6	3.7	1	.5
	Total	163	100.0	167	100.0	164	100.0	189	100.0
Supervised Release	No	81	95.3	81	95.3	80	100.0	79	98.8
	Yes	4	4.7	4	4.7	0	.0	1	1.3
	Total	85	100.0	85	100.0	80	100.0	80	100.0

Recid_1yr									
casetype		Frequency	Percent	Frequency	Percent	Frequency	Percent	Frequency	Percent
Probation	No	160	98.2	160	95.8	158	96.3	185	97.9
	Yes	3	1.8	7	4.2	6	3.7	4	2.1
	Total	163	100.0	167	100.0	164	100.0	189	100.0
Supervised Release	No	78	91.8	80	94.1	78	97.5	76	95.0
	Yes	7	8.2	5	5.9	2	2.5	4	5.0
	Total	85	100.0	85	100.0	80	100.0	80	100.0

Recid_2yrs									
casetype		Frequency	Percent	Frequency	Percent	Frequency	Percent	Frequency	Percent
Probation	No	153	93.9	158	94.6	153	93.3	179	94.7
	Yes	10	6.1	9	5.4	11	6.7	10	5.3
	Total	163	100.0	167	100.0	164	100.0	189	100.0
Supervised Release	No	71	83.5	75	88.2	73	91.3	71	88.8
	Yes	14	16.5	10	11.8	7	8.8	9	11.3
	Total	85	100.0	85	100.0	80	100.0	80	100.0

Recid_3yrs									
casetype		Frequency	Percent	Frequency	Percent	Frequency	Percent	Frequency	Percent
Probation	No	144	88.3	155	92.8	149	90.9	171	90.5
	Yes	19	11.7	12	7.2	15	9.1	18	9.5
	Total	163	100.0	167	100.0	164	100.0	189	100.0
Supervised Release	No	69	81.2	70	82.4	71	88.8	69	86.3
	Yes	16	18.8	15	17.6	9	11.3	11	13.8
	Total	85	100.0	85	100.0	80	100.0	80	100.0

Clay County Highway Department Performance Measures Standards

Hours to Plow complete system during a snow event:		Average Bridge Sufficiency Rating	
Year	Hours	Year	Rating
2011 - 2012	12	2014	92.69
2012 - 2013	12	2015	91.75
2013 - 2014	12		
2014 - 2015	12		

Average Clay County Pavement Condition Rating			
Year	Ride Quality Index (RQI)	Surface Rating (SR)	Pavement Quality Index (PQI)
2011 - 2012	2.70	3.30	2.90
2012 - 2013	2.57	3.43	2.93
2013 - 2014	2.24	3.33	2.64
2014 - 2015	2.09	3.28	2.44

MN/DOT Pavement Condition Indices		
Index Name	Pavement Attribute Measured by Index	Rating Scale
Ride Quality Index (RQI)	Pavement Roughness	0.0 - 5.0
Surface Rating (SR)	Pavement Distress	0.0 - 4.0
Pavement Quality Index (PQI)	Overall Pavement Quality	0.0 - 4.5

Public Health Rankings for Minnesota

Ref: www.countyhealthrankings.org

2016 Population = 60,661

Ranking out of 87 Counties

	2011	2012	2013	2014	2015
	Clay County	Clay County	Clay County	Clay County	Clay County
Health Outcomes	71	64	43	51	57
Premature death before age 75 (per 100,000)	6459	6427	5097	5097	5563
% of live births with low birthweight	7.3%	6.9%	6.7%	6.7%	6.7%
Health Factors	22	22	32	20	22
% of Adult Smokers	19%	18%	17%	17%	17%
% of Adults reporting BMI of 30 or more	28%	30%	30%	31%	30%
% of people reporting Excessive/Binge Drinking	22%	20%	21%	23%	23%
Motor vehicle crash deaths (per 100,00 people)	13	11	8		
Alcohol -impaired driving deaths (%)				14%	22%
Clinical Care	22	23	23	24	18
% of persons under age 65 without health insurance	11%	11%	9%	9%	8%
Ratio of Primary care physicians to population	3981 : 1	3981 : 1	4550 : 1	3738 : 1	3760 : 1
Social and Economic Factors	18	17	31	21	21
% High School Graduation	85%	78%	75%	79%	77%
% of adults 25 - 44 with some college	75.1%	73.5%	73.6%	73.1%	73.2%
% Unemployment	4.9%	4.8%	5.0%	4.2%	3.7%
% of Children in Poverty (Under age 18)	13%	15%	17%	13%	13%
% of Children in single-parent households	29%	26%	27%	27%	25%

Demographics

	Clay County, MN	Minnesota
Population	60,661	5,420,380
% below 18 years of age	23.00%	23.60%
% 65 and older	12.40%	13.90%
% Non-Hispanic African American	1.50%	5.50%
% American Indian and Alaskan Native	1.50%	1.30%
% Asian	1.40%	4.50%
% Native Hawaiian/Other Pacific Islander	0.00%	0.10%
% Hispanic	4.00%	5.00%
% Non-Hispanic white	89.90%	81.90%
% not proficient in English	0.50%	2.10%
% Females	50.80%	50.30%
% Rural	27.90%	26.70%

Social Services:				
Of all children who were victims of substantiated child abuse and/or neglect during the reporting period, what percentage had a subsequent substantiated allegation within twelve months?				
	<u>2012</u>	<u>2013</u>	<u>2014</u>	<u>2015</u>
Substantiated Victims of Maltreatment.	40	58	35	136
No recurrence within 12 months.	37	55	34	123
Recurrence within 12 months.	3	3	1	13
Work Participation Rate among MFIP and DWP recipients:				
	<u>2012</u>	<u>2013</u>	<u>2014</u>	<u>2015</u>
Percent of Participation	42.50%	51.90%	44.70%	39.6%
Child Support Cost Effectiveness:				
	<u>2012</u>	<u>2013</u>	<u>2014</u>	<u>2015</u>
Cost Effectiveness for every dollar spent:	\$5.72	\$5.73	\$5.84	5.35%

Enclosure 6

Auditor-Treasurer				
Name	2012	2013	2014	2015
Bond Rating	AA	AA	AA	AA
Debt service levy per capita	11.43	11.38	19.84	19.45
Outstanding debt per capita	185.05	361.93	318.07	265.13

Assessor - Level of Assessment Ratio									
Type of Property	Median Ratio								
	2007	2008	2009	2010	2011	A2012*	A2013	A2014	A2015
Residential/SRR Aggregation	94.3%	95.4%	96.5%	93.9%	97.8%	97.2%	97.4%	92.4%	95.8%
Residential/SRR off water	94.3%	95.3%	96.5%	93.9%	97.8%		97.4%	92.4%	95.8%
Residential/SRR on water	NA	103.8%	75.8%	NA	86.0%	85.8%	105.8%	NA	96.1%
Apartment	85.7%	87.5%	87.6%	93.9%	93.8%	89.5%	100.9%	103.4%	98.8%
Commercial/Industrial	86.0%	87.2%	85.2%	99.9%	100.3%	88.3%	92.0%	100.1%	N/A
Commercial only									99.5%
Ag/Rural > 34.5 Acres	NA	NA	85.4%	83.6%	91.9%		NA	NA	96.7%
2a/2b > 34.5 Acres	NA	NA	85.4%	83.6%	91.9%		NA	NA	N/A
2a/2b > 34.5 Acres w/o water influence	NA	NA	85.4%	83.6%	91.9%		NA	NA	N/A
2a Agricultural	NA	NA	79.5%	82.9%	93.5%	83.0%	NA	NA	N/A
2b Rural Vacant 34.5 or more	NA	NA	NA	88.8%	NA		NA	88.3%	90.6%
2a/2b Bare Land	NA	NA	81.3%	82.9%	93.5%		NA	92.9%	N/A
2a Agricultural Bare Land	NA	NA	79.5%	82.9%	95.4%		NA	NA	N/A
2b Rural Vacant Bare Land	NA	NA	NA	88.8%	NA		NA	NA	N/A
2b/2c >34.5 Acres	NA	NA	NA	88.8%	NA		NA	NA	N/A
Total Ag/Rural < 34.5 Acres	NA	NA	87.1%	136.8%	85.8%		NA	NA	N/A
2a/2b < 34.5 Acres	NA	NA	87.1%	136.8%	85.8%		NA	NA	N/A
2a Agricultural < 34.5 Acres	NA	NA	107.5%	136.8%	125.8%		NA	NA	N/A
2a/2b Bare Land < 34.5 Acres	NA	NA	NA	136.8%	169.8%		NA	NA	N/A
2a Agricultural Bare Land <34.5 Acres	NA	NA	NA	136.8%	169.8%		NA	NA	N/A
Agricultural	NA	NA	NA	NA	NA	83.0%	98.6%	NA	N/A
Timber Seas & Ag	NA	NA	NA	NA	NA	83.0%	98.6%	NA	N/A
Ag Improved/Unimproved (34.5+) Aggregation	NA	NA	NA	NA	NA		NA	93.0%	97.2%

* This was the year the DOR didn't have current data to set ratios

Elections	
<u>Accuracy of post-election audit (% of ballots counted accurately)</u>	
<u>Year</u>	<u>Percent</u>
2011	No elections held this year
2012	100%
2013	No elections held this year
2014	100%
2015	No elections held this year
2016	
2017	

Veteran Services										
Clay County										
Federal dollars Distributed - Clay County - (\$000)										
Year	Veteran Population	Total Expenditure	Compensation & Pension	Construction	Ed & Vocational Rehab Employment	Loan Guaranty #	General Operating Expenses	Insurance & Indemnities	Medical Care	Unique Patients
2013	4150	\$33,302	\$12,149	\$0	\$1,732	\$0	\$0	\$284	\$19,137	\$1,639
2014	4304	\$35,598	\$13,807	\$0	\$1,840	\$0	\$0	\$289	\$19,662	\$1,684
2015	3270	\$34,413	\$13,806	\$0	\$1,740			\$512	\$18,356	\$1,674

State Soldiers Assistance Program \$\$		MACV Funds Received	Volunteer Hours for the VSO Office	
Year	Dollar Amount	\$\$ Amount	Year	# of Hours
2013	\$97,770		2010	1337
2014	\$66,701	\$18,300	2011	1444
2015	\$109,866	\$23,293	2012	1360
			2013	1333
			2014	1368
			2015	1346

Unemployment Rates for Veterans Compared with General Population			
Year	Clay County General Unemployment Rate	Clay County Vet Unemployment Rate	MN Unemployment Rate
2009 - 2013	4.42%	2.76%	5.80%
2008 - 2012	4.50%	2.70%	5.70%
2012 - 2015	4.10%	2.80%	5.20%

2009 - 2013 Veterans Population Breakdown							
Years	Population	Veterans	Veterans (%)	Male Vets	Male Vets (%)	Female Vets	Female Vets (%)
2009-2013	59,638	3,423	5.7	3,262	95.3	161	4.7
2008-2012	58937	3602	6.1	3421	95.0	181	5.0
2012-2015	60,249	3,270	5.40%	3,053	93.40%	217	6.60%

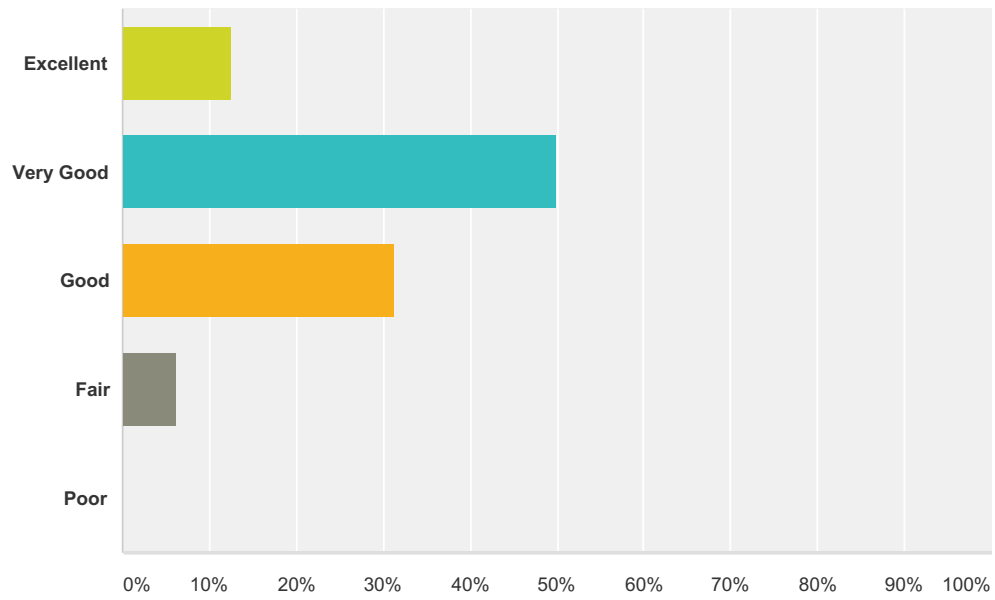
Lake Agassiz Regional Library System				
<u>Year</u>	<u>Total Visits</u>	<u>County Population</u>	<u>Visits/1000 residents</u>	<u>Annual Visits</u>
2011	352833	58999	59	5980
2012	328354	60118	60	5473
2013	321399	60118	60	5357
2014	288626	60426	60	4810
2015	292344	61196	61	4793
2016				
2017				

Enclosure 10

Environment			
Name	2013	2014	2015
Recycling Rate (%)	36%	Not Yet Published	34%
Pounds of Electronics Recycled		326,715	228,290
Pounds of Hazourdous waste Collected (Gal.)		9,126	10,414
2014 first year reporting			

Q1 How would you rate your overall quality of life in Clay County?

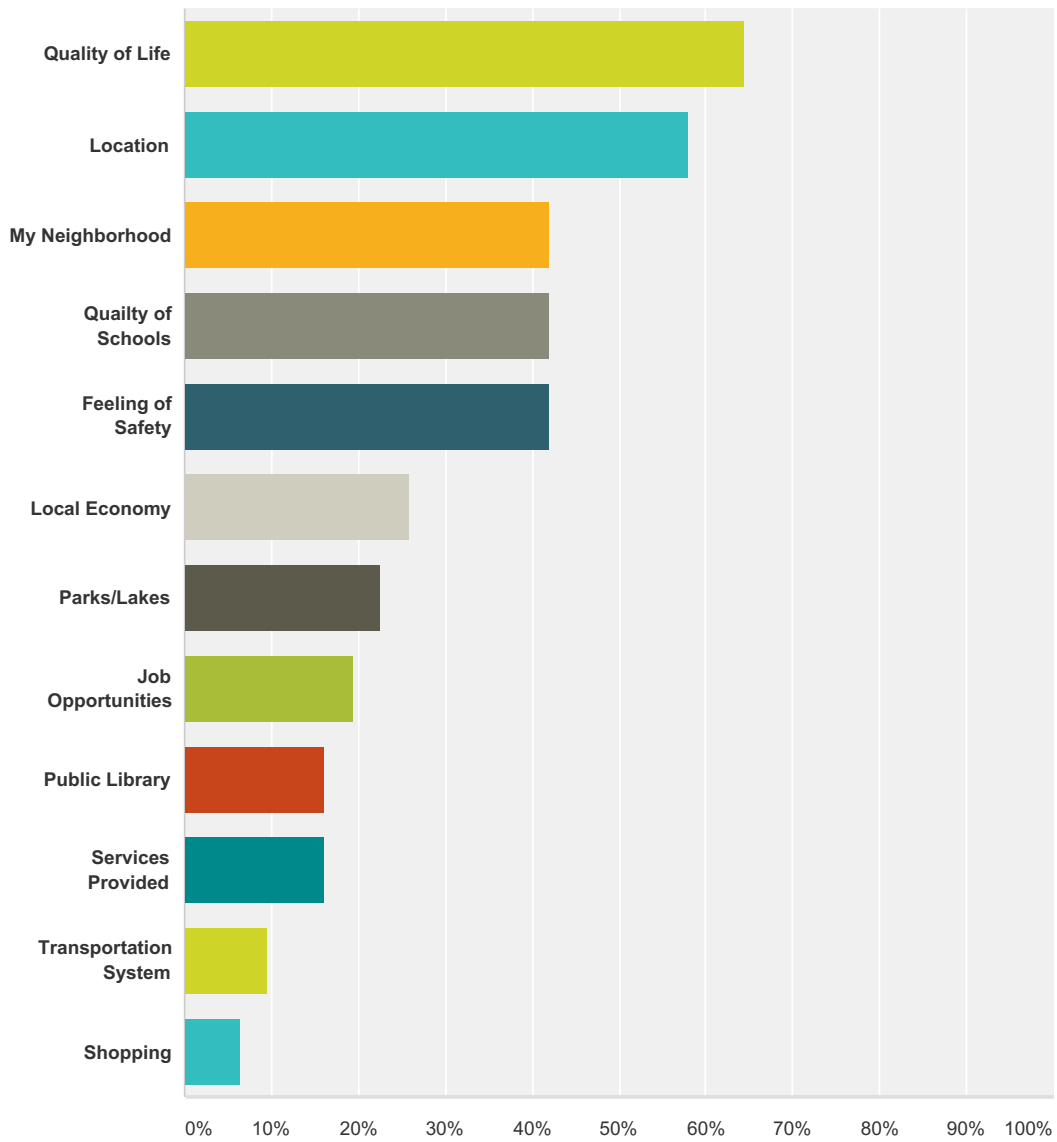
Answered: 32 Skipped: 0



Answer Choices	Responses
Excellent	12.50% 4
Very Good	50.00% 16
Good	31.25% 10
Fair	6.25% 2
Poor	0.00% 0
Total	32

Q2 What are the best things about living in Clay County? (Select all that apply.)

Answered: 31 Skipped: 1



Answer Choices	Responses	
Quality of Life	64.52%	20
Location	58.06%	18
My Neighborhood	41.94%	13
Quality of Schools	41.94%	13
Feeling of Safety	41.94%	13
Local Economy	25.81%	8
Parks/Lakes	22.58%	7

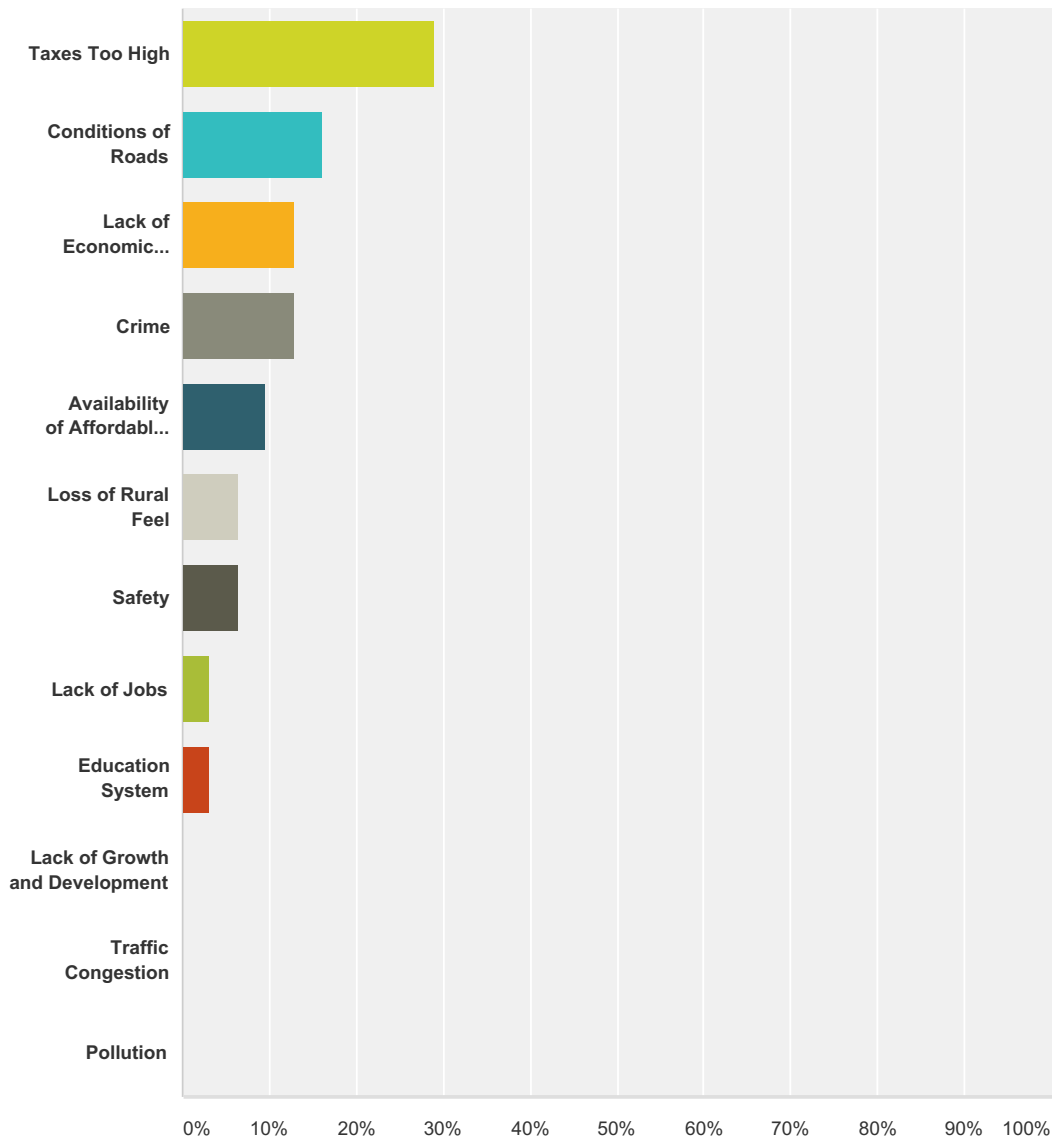
2015 Standard Performance Measurement Program

Job Opportunities	19.35%	6
Public Library	16.13%	5
Services Provided	16.13%	5
Transportation System	9.68%	3
Shopping	6.45%	2
Total Respondents: 31		

#	Other (please specify)	Date
1	hand outs	5/6/2016 4:01 PM
2	Family	2/29/2016 10:42 AM

Q3 What do you feel is the most serious issue facing Clay County at thistime?

Answered: 31 Skipped: 1



Answer Choices	Responses
Taxes Too High	29.03% 9
Conditions of Roads	16.13% 5
Lack of Economic Development	12.90% 4
Crime	12.90% 4
Availability of Affordable Housing	9.68% 3
Loss of Rural Feel	6.45% 2
Safety	6.45% 2

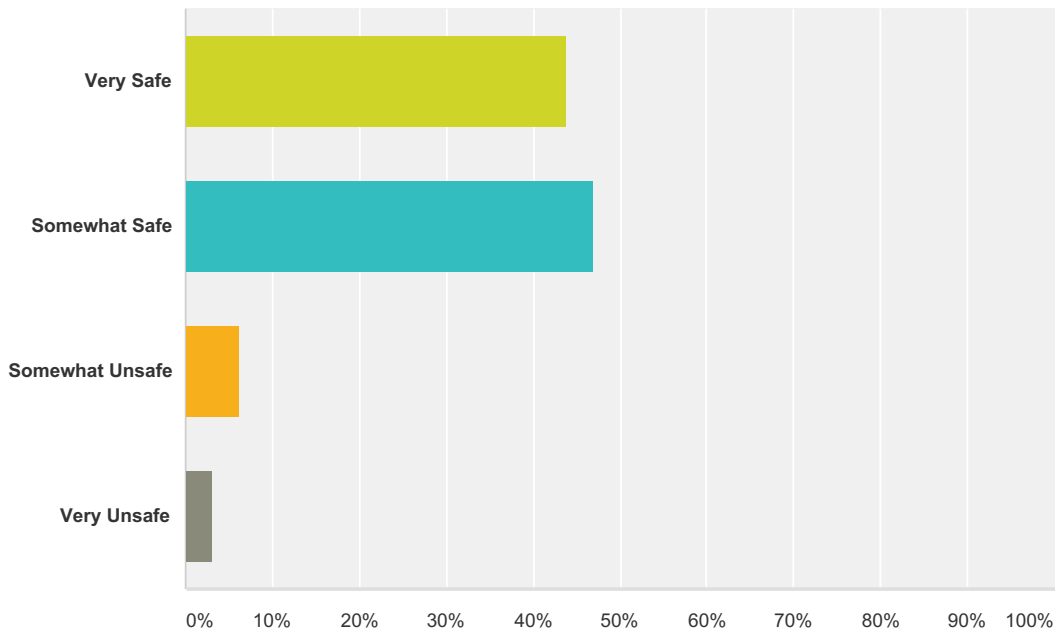
2015 Standard Performance Measurement Program

Lack of Jobs	3.23%	1
Education System	3.23%	1
Lack of Growth and Development	0.00%	0
Traffic Congestion	0.00%	0
Pollution	0.00%	0
Total		31

#	Other (please specify)	Date
1	Especially on the ag land compared to surrounding counties.	4/9/2016 9:31 PM
2	I also feel the 1st Ave and downtown area could use some updating and make the city more friendly to new businesses	3/8/2016 9:45 AM

Q4 Please rate how safe or unsafe you feel in Clay County.

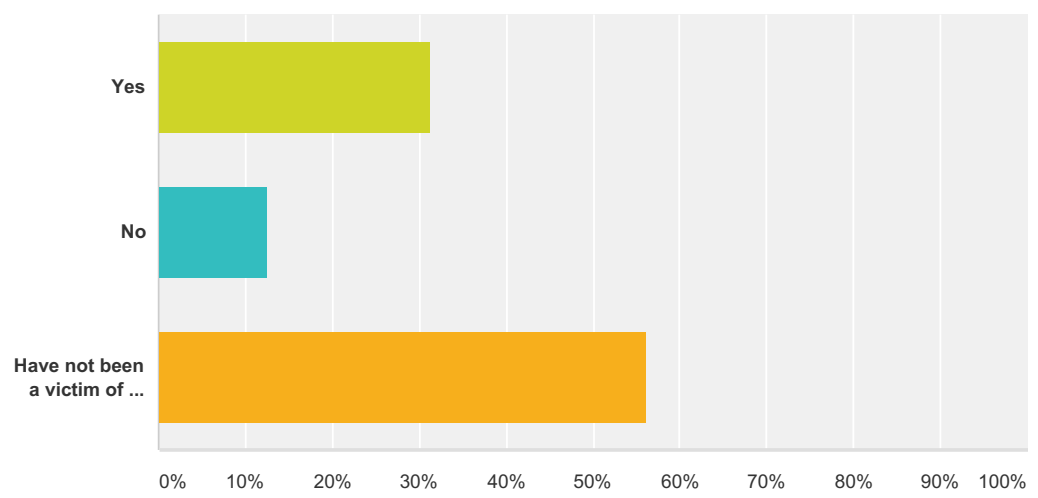
Answered: 32 Skipped: 0



Answer Choices	Responses	
Very Safe	43.75%	14
Somewhat Safe	46.88%	15
Somewhat Unsafe	6.25%	2
Very Unsafe	3.13%	1
Total		32

Q5 If you have ever been a victim of a crime, did you call law enforcement?

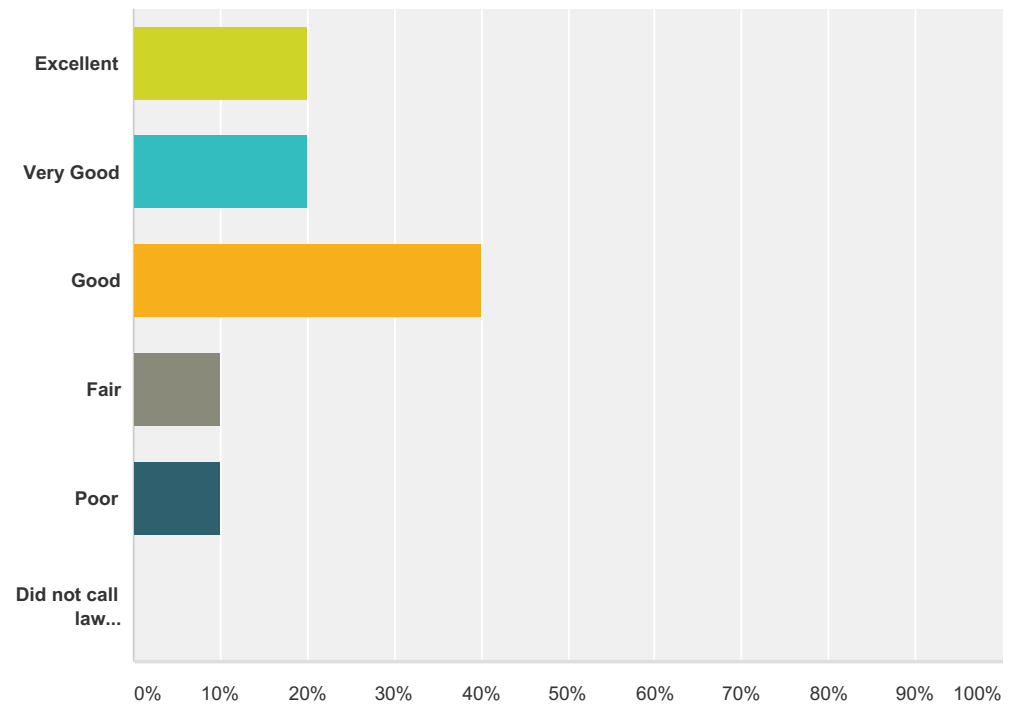
Answered: 32 Skipped: 0



Answer Choices	Responses	
Yes	31.25%	10
No	12.50%	4
Have not been a victim of a crime.	56.25%	18
Total		32

Q6 If law enforcement was dispatched, how would you rate their response time?

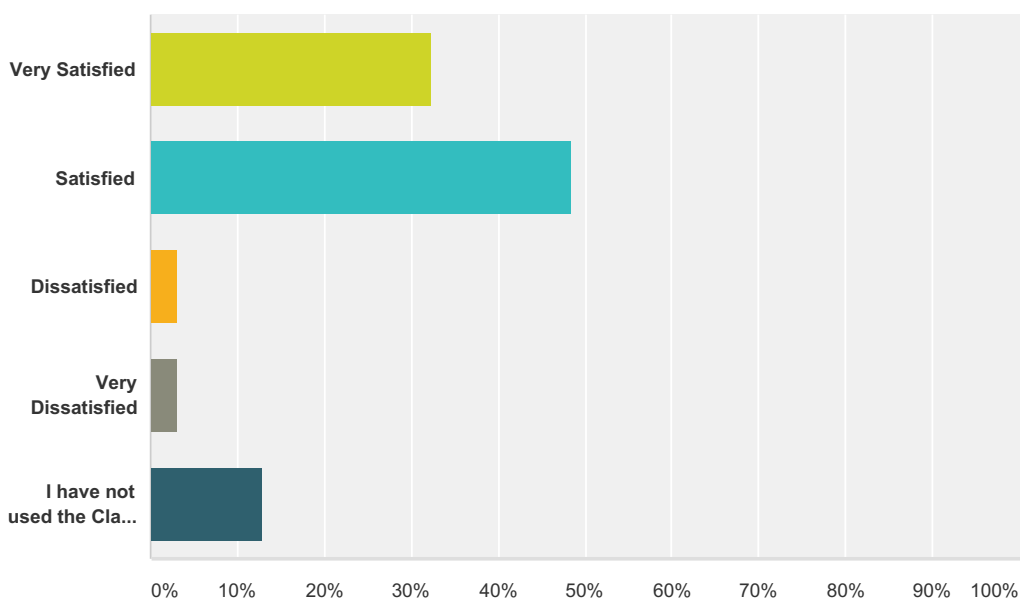
Answered: 10 Skipped: 22



Answer Choices	Responses
Excellent	20.00% 2
Very Good	20.00% 2
Good	40.00% 4
Fair	10.00% 1
Poor	10.00% 1
Did not call law enforcement.	0.00% 0
Total	10

Q7 How satisfied are you with the Clay County Sheriff Department?

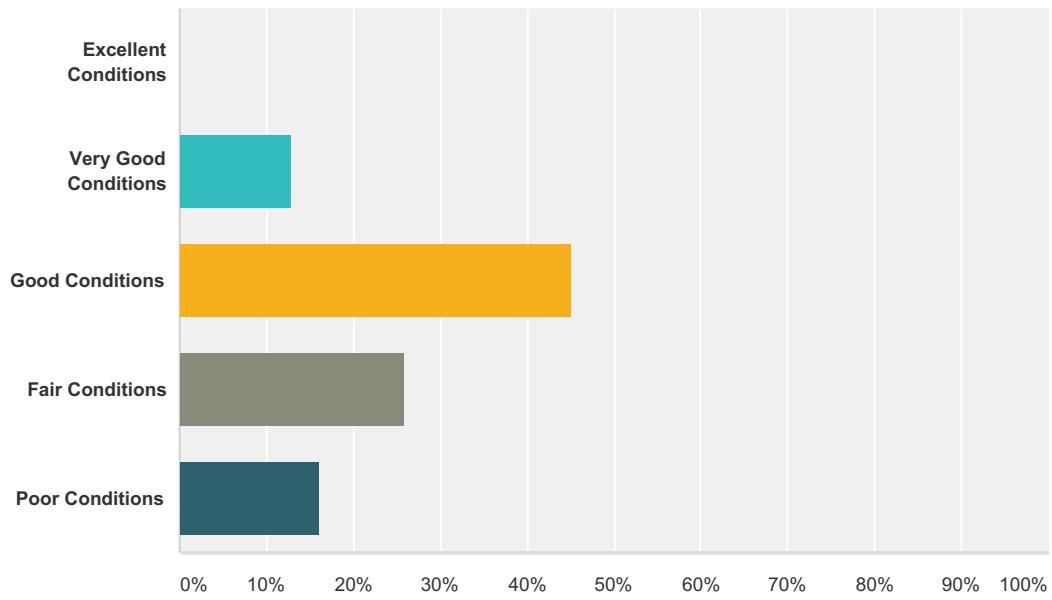
Answered: 31 Skipped: 1



Answer Choices	Responses
Very Satisfied	32.26% 10
Satisfied	48.39% 15
Dissatisfied	3.23% 1
Very Dissatisfied	3.23% 1
I have not used the Clay County Sheriff Department	12.90% 4
Total	31

Q8 How would you rate the road conditions within the county?

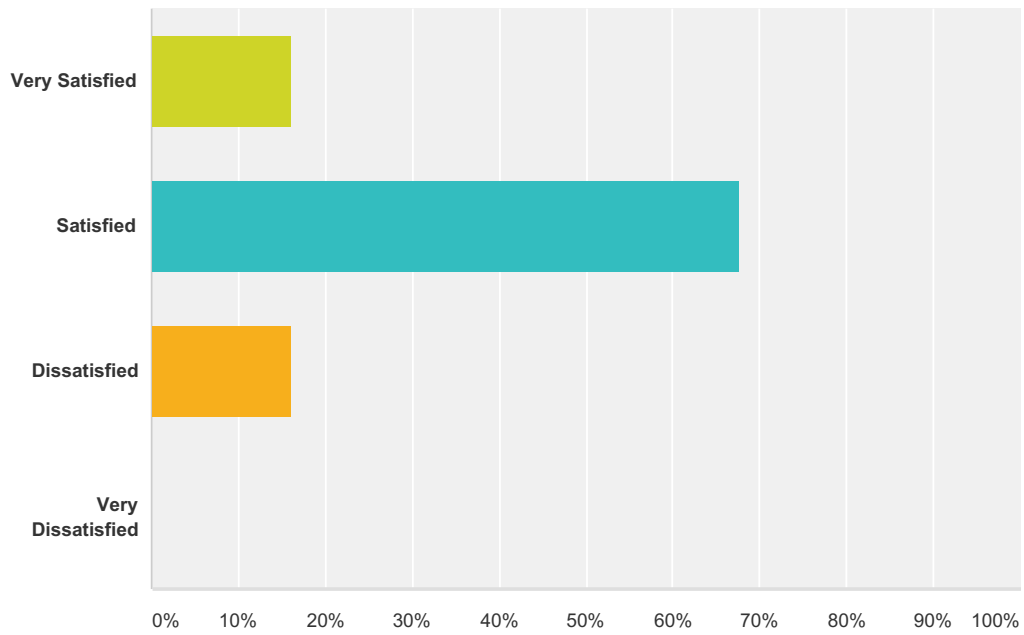
Answered: 31 Skipped: 1



Answer Choices	Responses	
Excellent Conditions	0.00%	0
Very Good Conditions	12.90%	4
Good Conditions	45.16%	14
Fair Conditions	25.81%	8
Poor Conditions	16.13%	5
Total		31

Q9 How satisfied are you with snow removal in the winter?

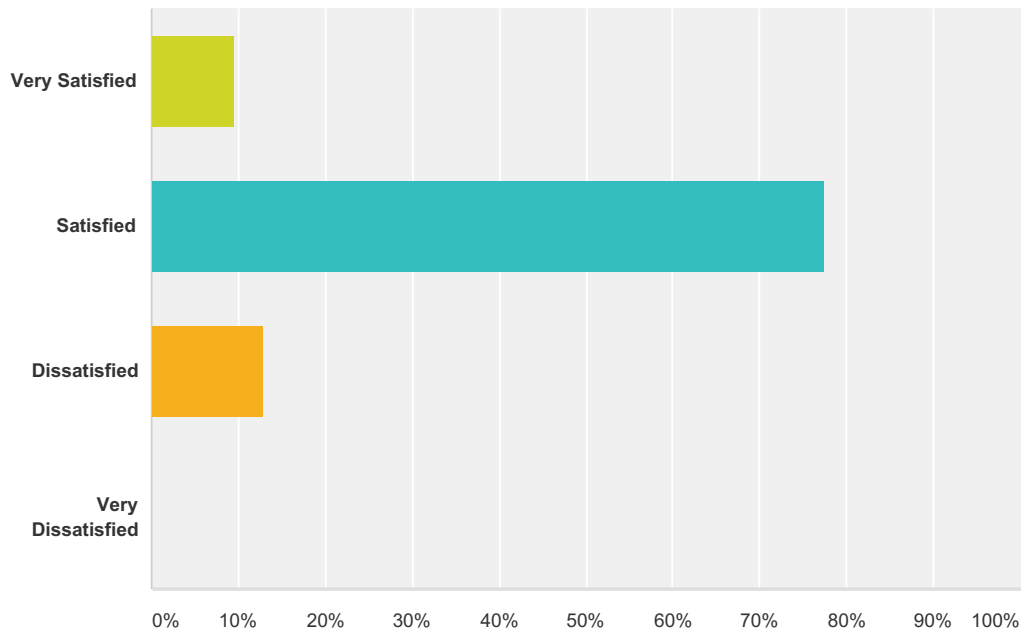
Answered: 31 Skipped: 1



Answer Choices	Responses
Very Satisfied	16.13% 5
Satisfied	67.74% 21
Dissatisfied	16.13% 5
Very Dissatisfied	0.00% 0
Total	31

Q10 How satisfied are you with weed and grass control in the summer?

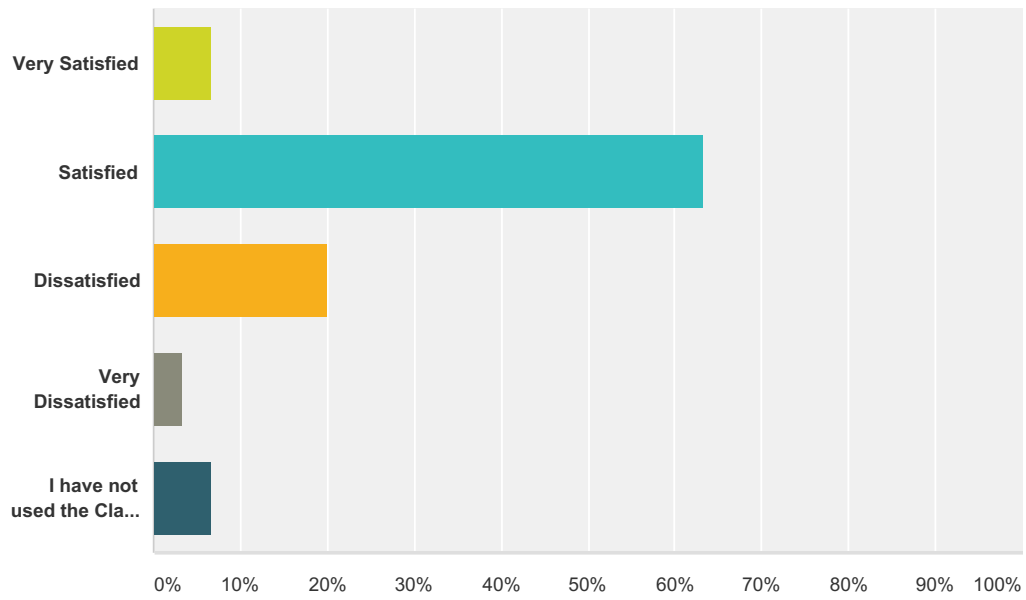
Answered: 31 Skipped: 1



Answer Choices	Responses
Very Satisfied	9.68% 3
Satisfied	77.42% 24
Dissatisfied	12.90% 4
Very Dissatisfied	0.00% 0
Total	31

Q11 How satisfied are you with the Clay County Highway Department?

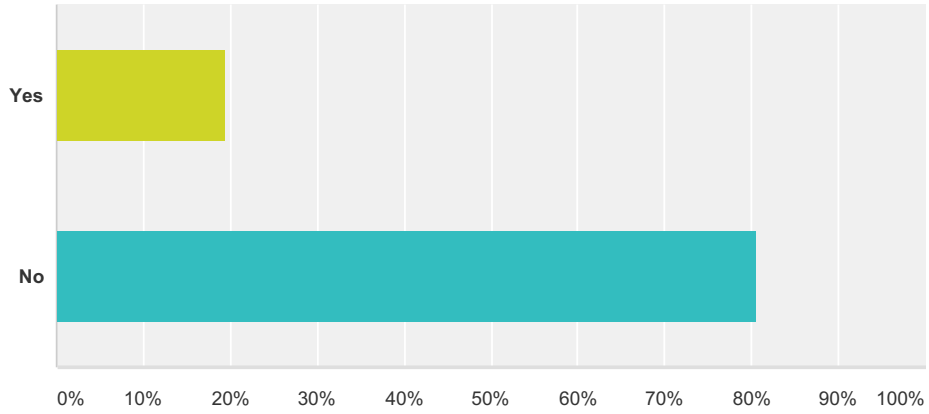
Answered: 30 Skipped: 2



Answer Choices	Responses
Very Satisfied	6.67% 2
Satisfied	63.33% 19
Dissatisfied	20.00% 6
Very Dissatisfied	3.33% 1
I have not used the Clay County Highway Department services.	6.67% 2
Total	30

Q12 Have you used any of the Clay County Public Health services within the past two years?

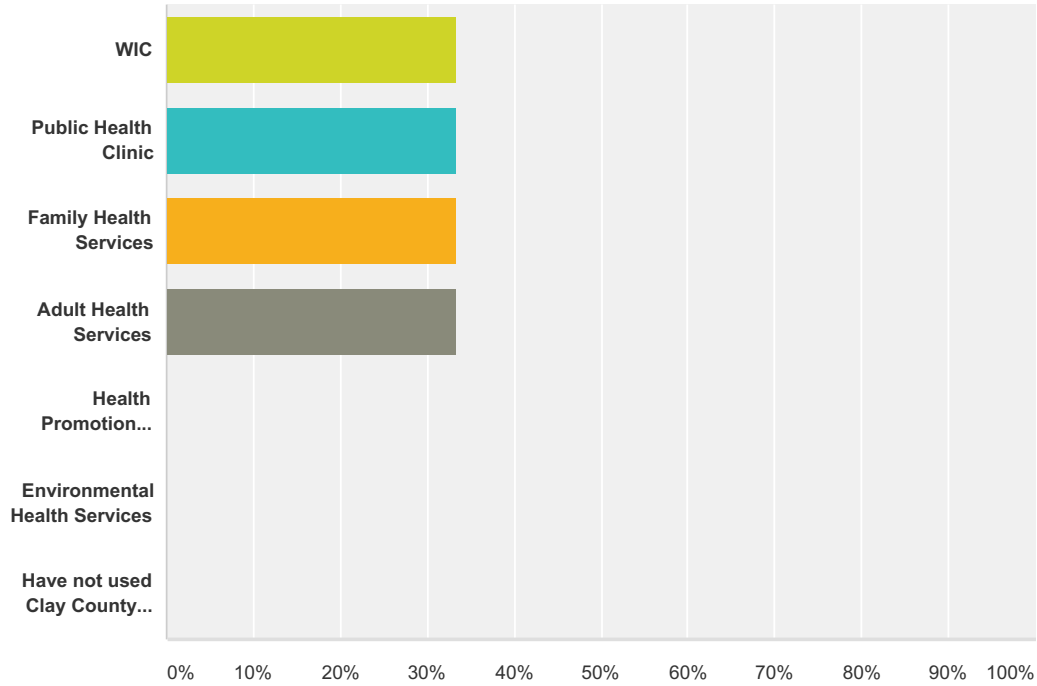
Answered: 31 Skipped: 1



Answer Choices	Responses	
Yes	19.35%	6
No	80.65%	25
Total		31

**Q13 If you have used Clay County Public Health, what services have you used?
(select all that apply)**

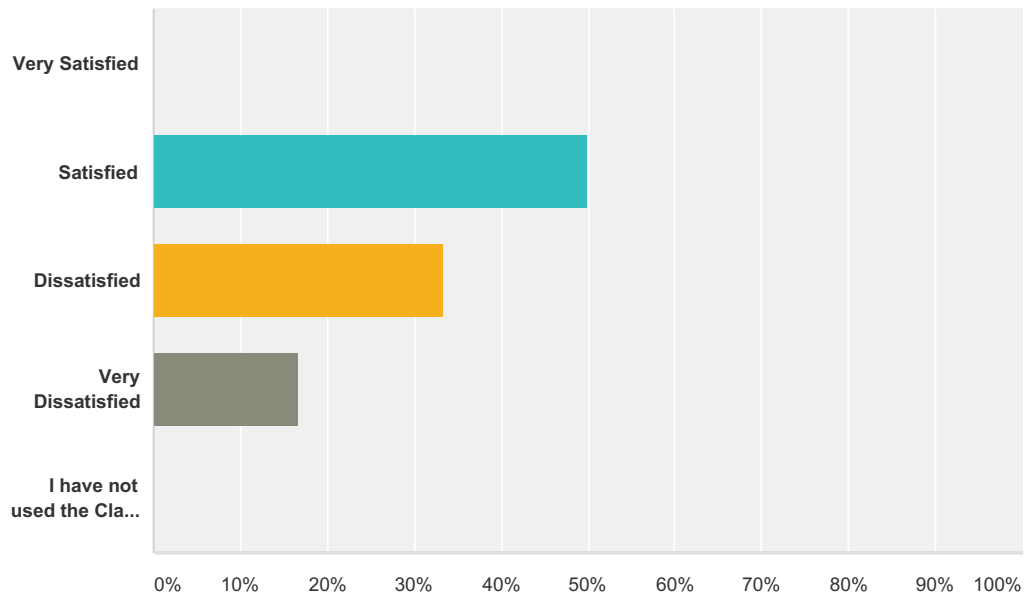
Answered: 6 Skipped: 26



Answer Choices	Responses
WIC	33.33% 2
Public Health Clinic	33.33% 2
Family Health Services	33.33% 2
Adult Health Services	33.33% 2
Health Promotion Activities	0.00% 0
Environmental Health Services	0.00% 0
Have not used Clay County Public Health services	0.00% 0
Total Respondents: 6	

Q14 How satisfied are you with the Clay County Public Health system?

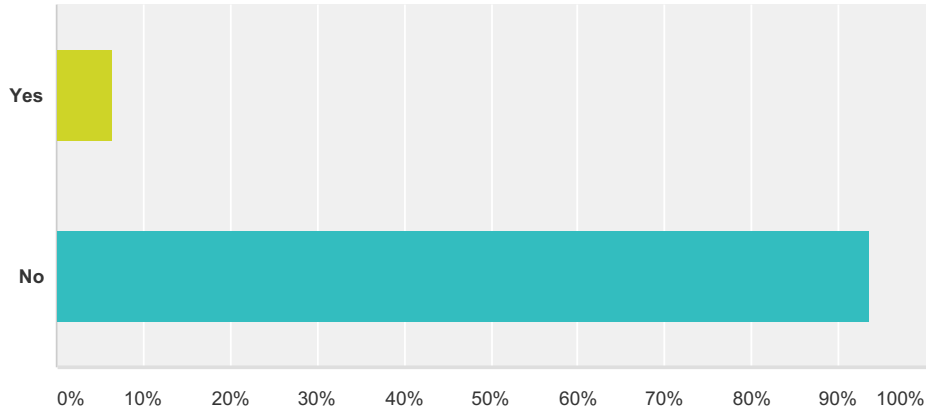
Answered: 6 Skipped: 26



Answer Choices	Responses
Very Satisfied	0.00% 0
Satisfied	50.00% 3
Dissatisfied	33.33% 2
Very Dissatisfied	16.67% 1
I have not used the Clay County Public Health Department services.	0.00% 0
Total	6

Q15 Have you used the Clay County Veterans Service Office in the past two years?

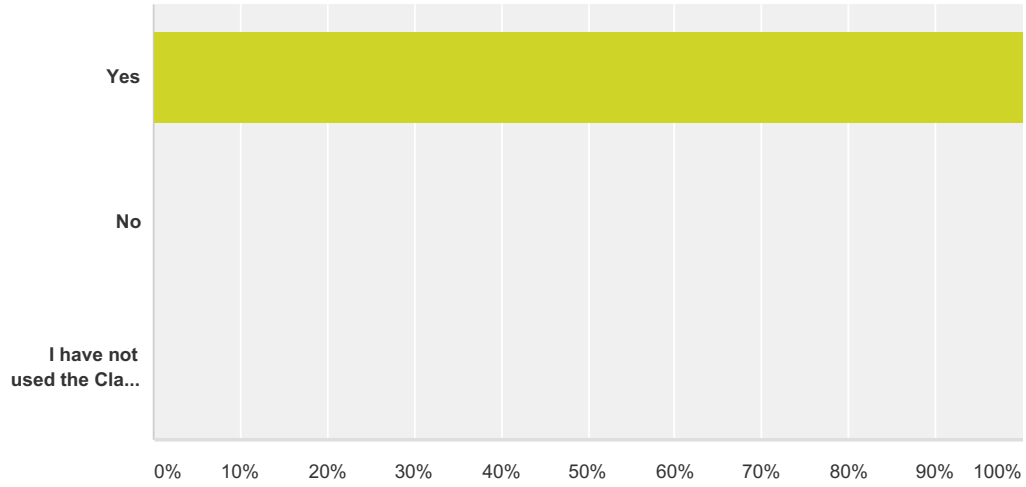
Answered: 31 Skipped: 1



Answer Choices	Responses	
Yes	6.45%	2
No	93.55%	29
Total		31

Q16 During your visit to the Clay County Veterans Service Office, did you recieve the answers and/or information that you were requesting?

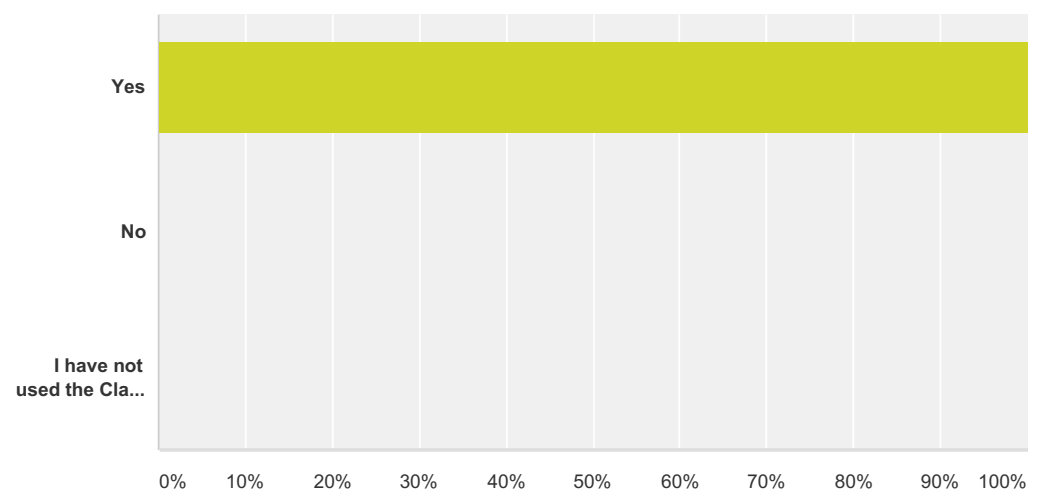
Answered: 2 Skipped: 30



Answer Choices	Responses	
Yes	100.00%	2
No	0.00%	0
I have not used the Clay County Veterans Service Office services.	0.00%	0
Total		2

Q17 Did the Clay County Veterans Service Office appear to understand your inquiry?

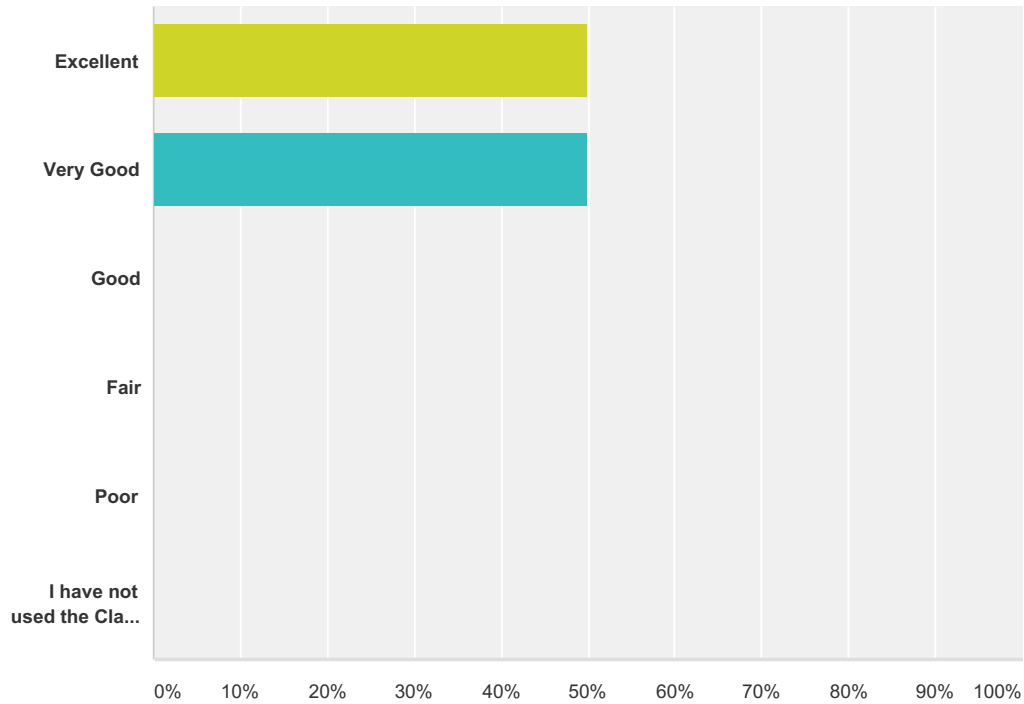
Answered: 2 Skipped: 30



Answer Choices	Responses
Yes	100.00% 2
No	0.00% 0
I have not used the Clay County Veterans Service Office services.	0.00% 0
Total	2

Q18 Please rate the level of service you received from your Clay County Veterans Service Office in resolving your issues or answering your questions:

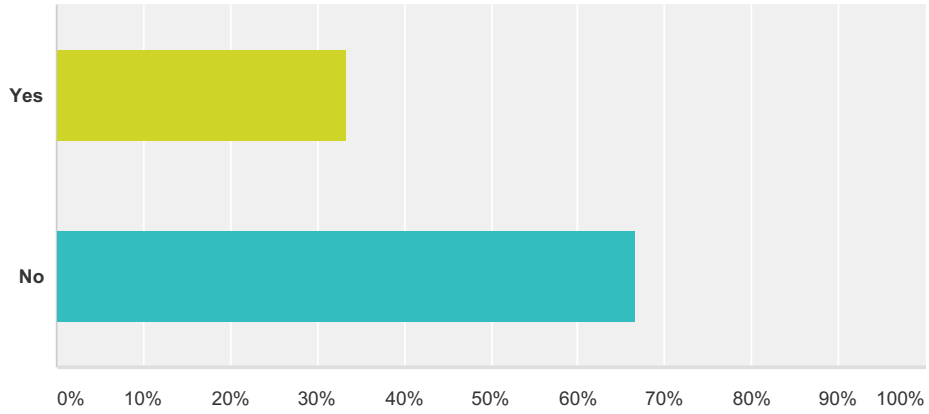
Answered: 2 Skipped: 30



Answer Choices	Responses
Excellent	50.00% 1
Very Good	50.00% 1
Good	0.00% 0
Fair	0.00% 0
Poor	0.00% 0
I have not used the Clay County Veterans Service Office services.	0.00% 0
Total	2

Q19 Have you used any of the Clay County Social Services programs within the past two years?

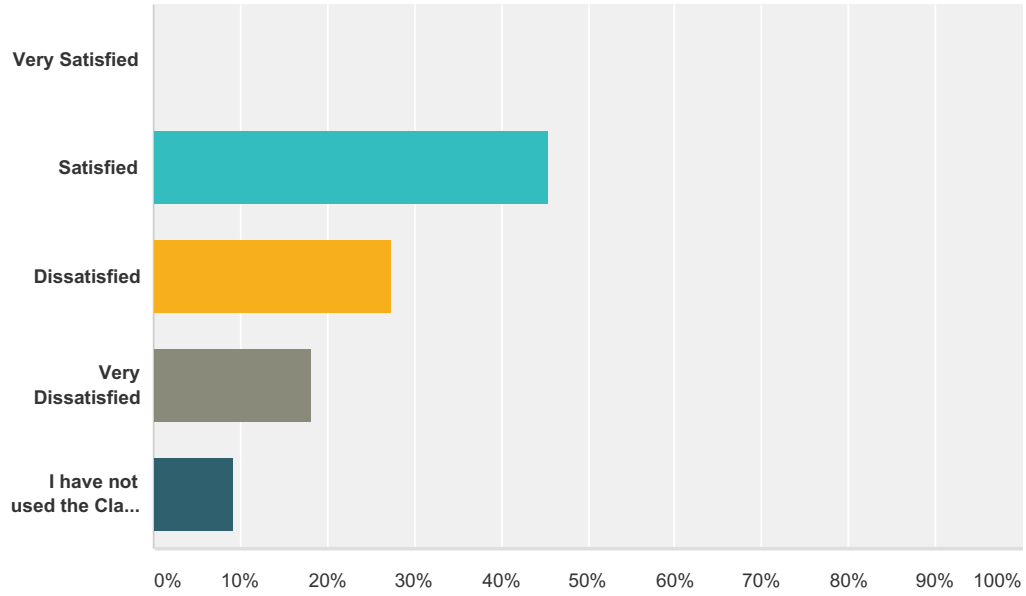
Answered: 30 Skipped: 2



Answer Choices	Responses	
Yes	33.33%	10
No	66.67%	20
Total		30

Q20 How satisfied were you with the services you received from the Clay County Social Services Department?

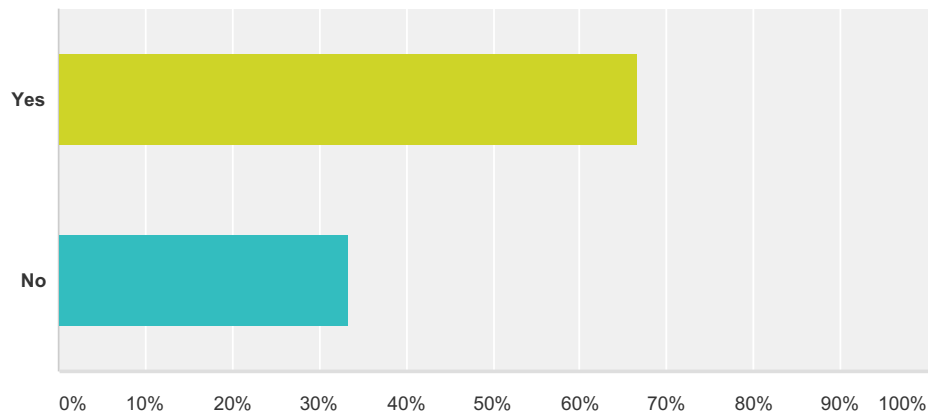
Answered: 11 Skipped: 21



Answer Choices	Responses	
Very Satisfied	0.00%	0
Satisfied	45.45%	5
Dissatisfied	27.27%	3
Very Dissatisfied	18.18%	2
I have not used the Clay County Social Services Office.	9.09%	1
Total		11

Q21 Have you visited one of Clay County's Lake Agassiz libraries in the last two years?

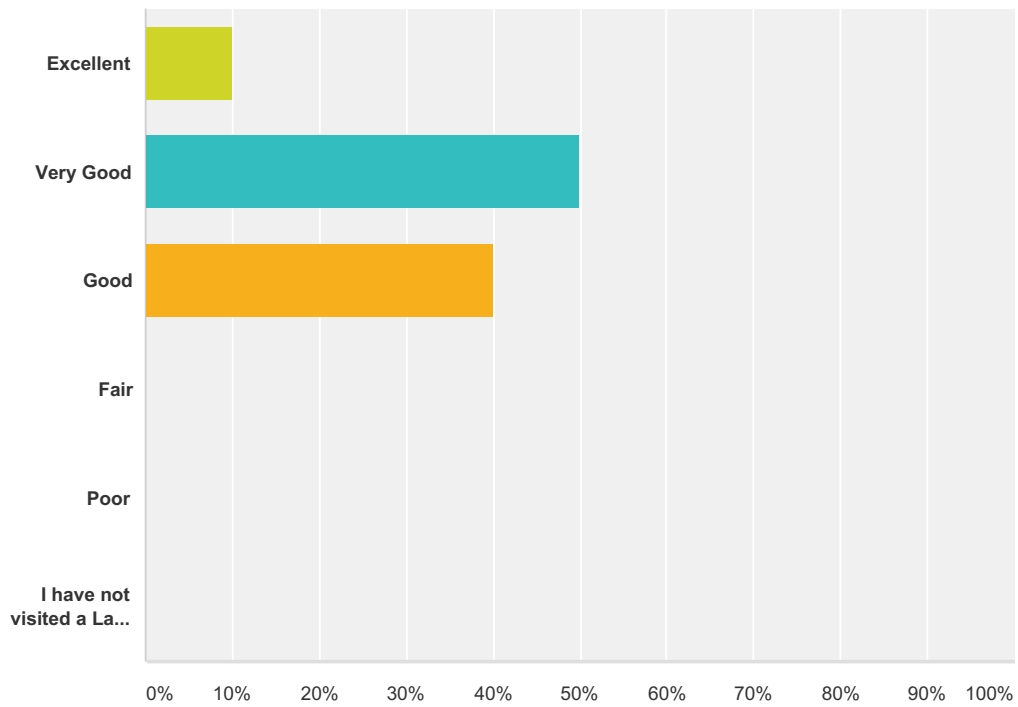
Answered: 30 Skipped: 2



Answer Choices	Responses	
Yes	66.67%	20
No	33.33%	10
Total		30

Q22 How would you rate the Lake Agassiz facilities and services?

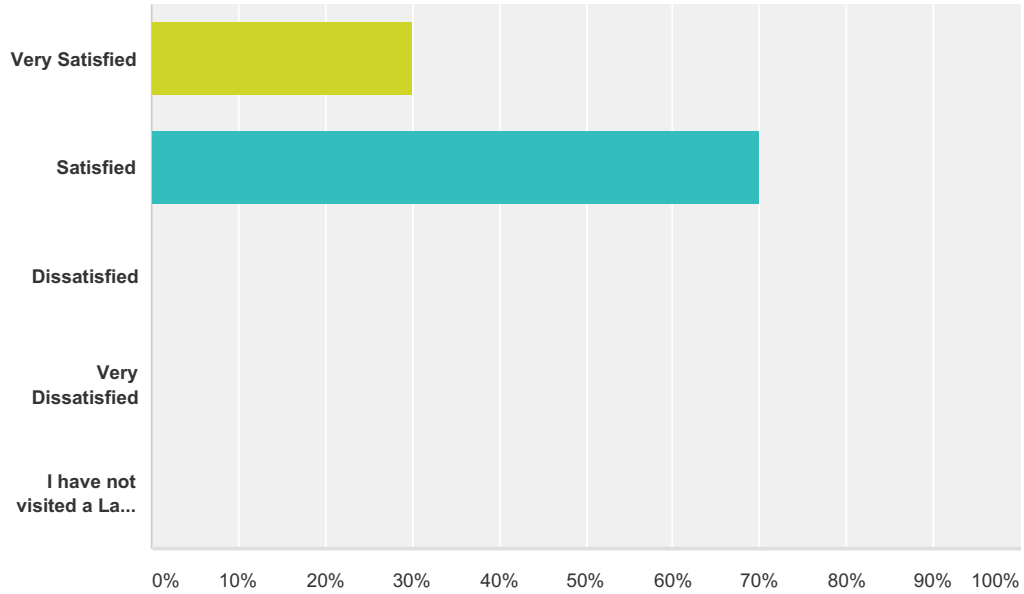
Answered: 20 Skipped: 12



Answer Choices	Responses
Excellent	10.00% 2
Very Good	50.00% 10
Good	40.00% 8
Fair	0.00% 0
Poor	0.00% 0
I have not visited a Lake Agassiz Regional Library.	0.00% 0
Total	20

Q23 Were you satisfied with the quality of service you received from the Lake Agassiz Library staff?

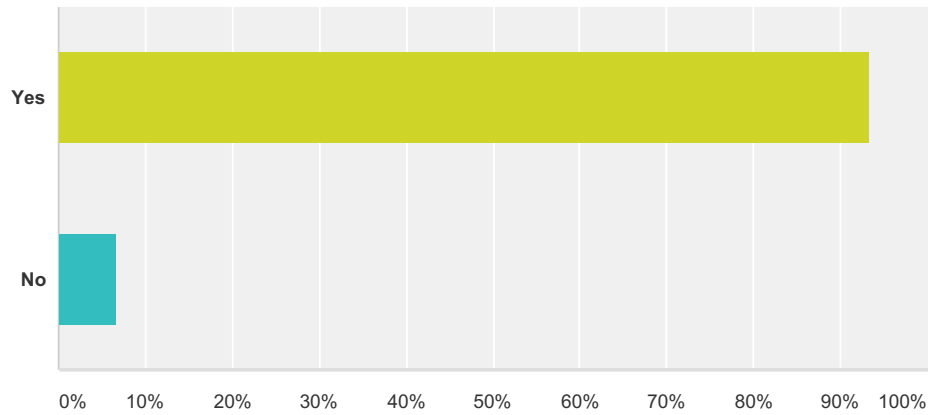
Answered: 20 Skipped: 12



Answer Choices	Responses
Very Satisfied	30.00% 6
Satisfied	70.00% 14
Dissatisfied	0.00% 0
Very Dissatisfied	0.00% 0
I have not visited a Lake Agassiz Regional Library.	0.00% 0
Total	20

Q24 Have you used the services provided by the Motor Vehicle Department in Clay County? (License plates, tabs, vehicle transfers, new vehicle and out-of-state registrations, boat, snowmobile, all-terrain, motorcycle and trailer licensing. Driver's licensing includes driver's license renewals, name and address changes, identification cards and instruction permits.)

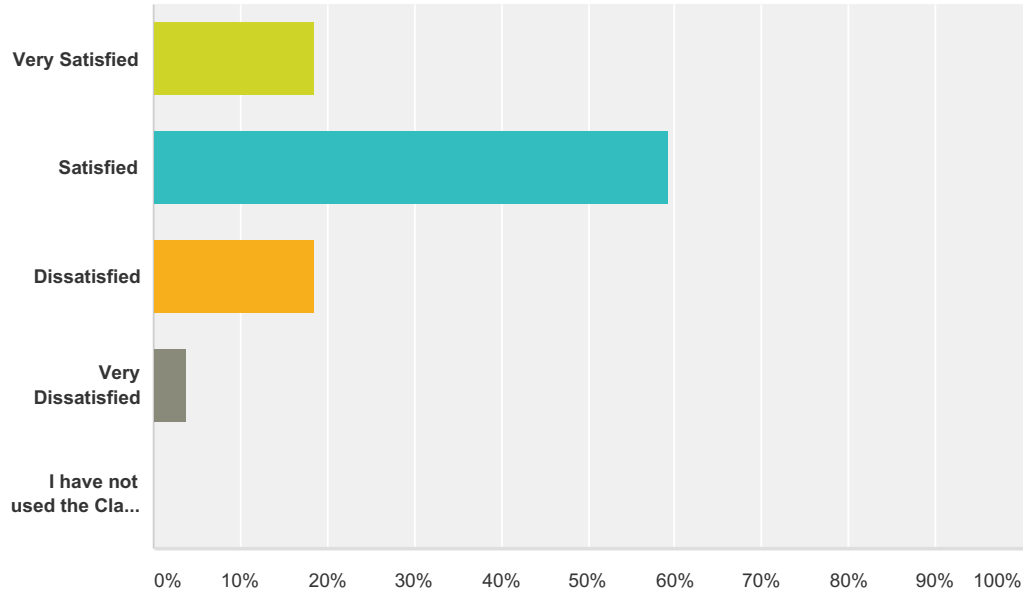
Answered: 30 Skipped: 2



Answer Choices	Responses
Yes	93.33% 28
No	6.67% 2
Total	30

Q25 Were you satisfied with the service you received by the Clay County Motor Vehicle Department staff?

Answered: 27 Skipped: 5



Answer Choices	Responses	
Very Satisfied	18.52%	5
Satisfied	59.26%	16
Dissatisfied	18.52%	5
Very Dissatisfied	3.70%	1
I have not used the Clay County Motor Vehicle Department services.	0.00%	0
Total		27

Q26 Comments:

Answered: 0 Skipped: 32

#	Responses	Date
	There are no responses.	