

**RESOLUTION NO. 2016-08**

**STATE OF MINNESOTA  
COUNTY OF ANOKA  
CITY OF CIRCLE PINES**

**Resolution Authorizing Participation in State Performance Measures and Continuation of the Ten City Performance Measures of the Local Results and Innovation Council**

**WHEREAS,** Benefits to the City of Circle Pines for participation in the Minnesota Council on Local Results and Innovation's comprehensive performance measurement program are outlined in MS 6.91 and include eligibility for a reimbursement as set by State statute; and

**WHEREAS,** Any city participating in the comprehensive performance measurement program is also exempt from levy limits for taxes, if levy limits are in effect; and

**WHEREAS,** The City Council of Circle Pines has adopted and implemented at least 10 of the performance measures, as developed by the Council on Local Results and Innovation, and a system to use this information to help plan, budget, manage and evaluate programs and processes for optimal future outcomes; and


**NOW THEREFORE LET IT BE RESOLVED THAT,** The City Council of Circle Pines will continue to report the results of the performance measures to its citizenry by the end of the year through publication, direct mailing, posting on the city's website, or through a public hearing at which the budget and levy will be discussed and public input allowed.

**BE IT FURTHER RESOLVED,** The City Council of Circle Pines will submit to the Office of the State Auditor the actual results of the performance measures adopted by the city.

Adopted this 28th day of June, 2016 by the City Council of the City of Circle Pines.

  5   Ayes,   0   Nays,   0   Abstention

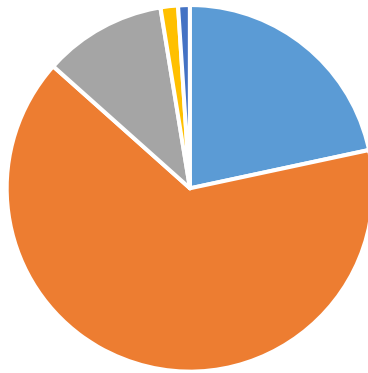
**ATTEST:**

  
Dave Bartholomay, Mayor  
(Seal)

  /s/   James W. Keinath  
**James W. Keinath, City Administrator**

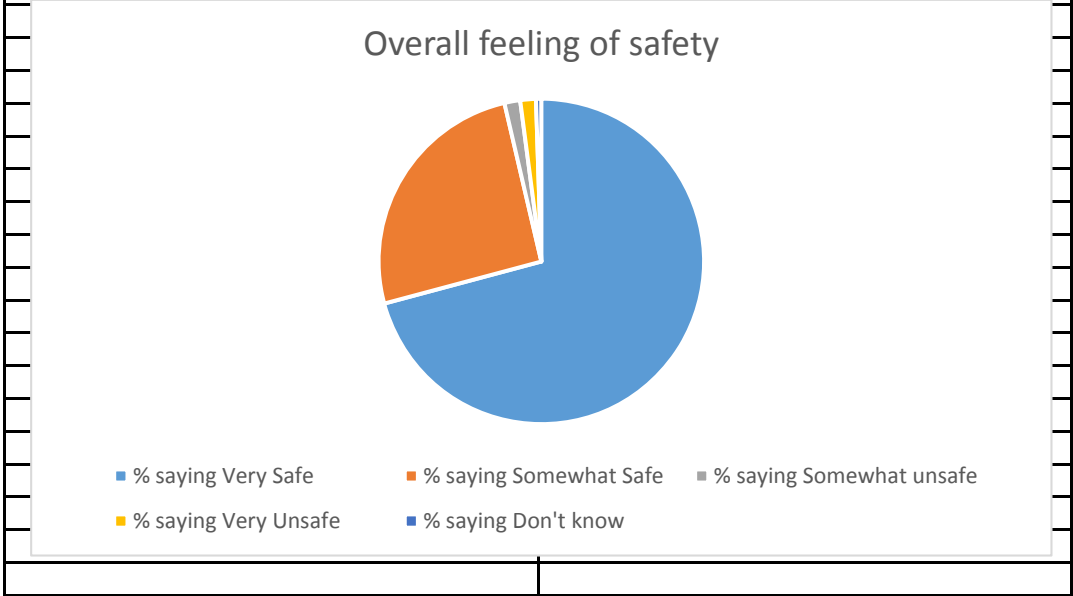
<b>How would you rate the overall appearance of the city?</b>	
% saying Excellent	22%
% saying Good	65%
% saying Fair	11%
% saying Poor	2%
% saying Don't know	1%

Overall appearance of city



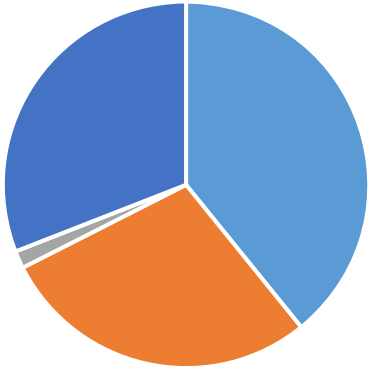
■ % saying Excellent ■ % saying Good ■ % saying Fair ■ % saying Poor ■ % saying Don't know

<b>How would you describe your overall feeling of safety in the city?</b>	
% saying Very Safe	71%
% saying Somewhat Safe	26%
% saying Somewhat unsafe	2%
% saying Very Unsafe	2%
% saying Don't know	1%



<b>How would you rate the overall quality of fire protection services in the city?</b>	
% saying Excellent	39%
% saying Good	28%
% saying Fair	2%
% saying Poor	0%
% saying Don't know	31%

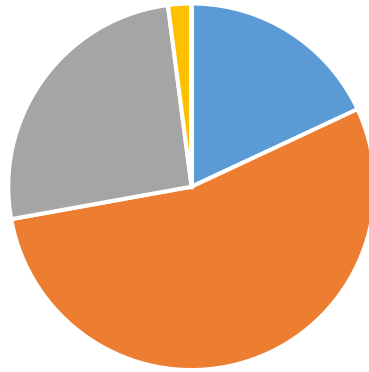
Overall quality of fire protection



■ % saying Excellent ■ % saying Good ■ % saying Fair ■ % saying Poor ■ % saying Don't know

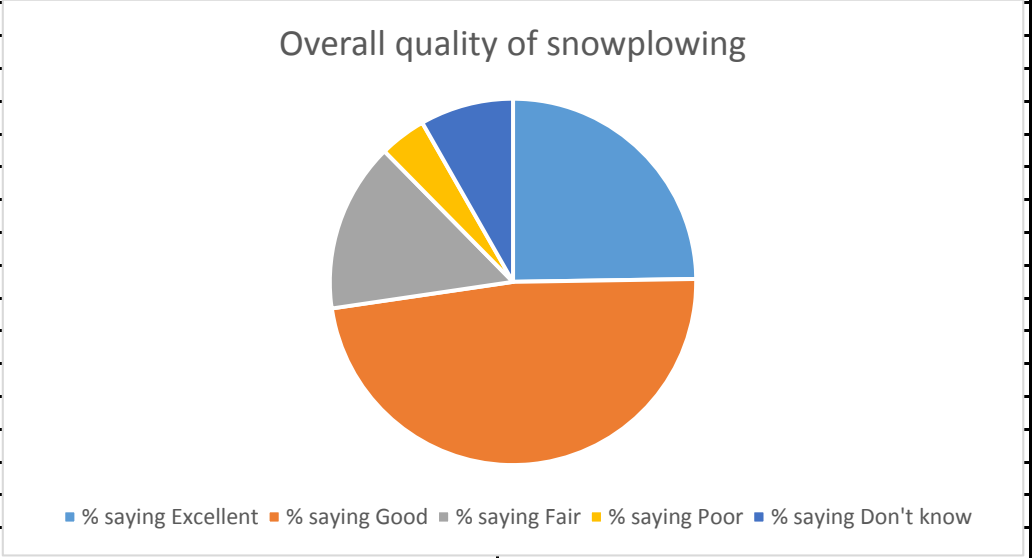
<b>How would you rate the overall condition of city streets?</b>	
% saying Excellent	18%
% saying Good	54%
% saying Fair	26%
% saying Poor	2%
% saying Don't know	0%

Overall condition city streets



■ % saying Excellent ■ % saying Good ■ % saying Fair ■ % saying Poor ■ % saying Don't know

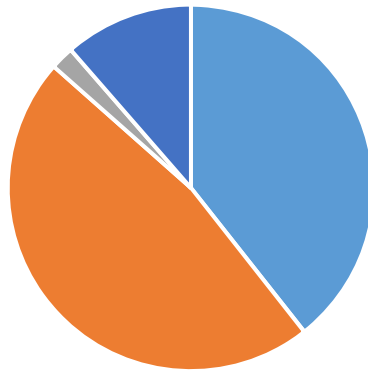
<b>How would you rate the overall quality of snowplowing on city streets?</b>	
% saying Excellent	25%
% saying Good	48%
% saying Fair	15%
% saying Poor	4%
% saying Don't know	8%



--	--

<b>How would you rate the dependability and overall quality of city sanitary sewer service?</b>	
% saying Excellent	39%
% saying Good	47%
% saying Fair	2%
% saying Poor	0%
% saying Don't know	11%

Dependability and quality of sewer service



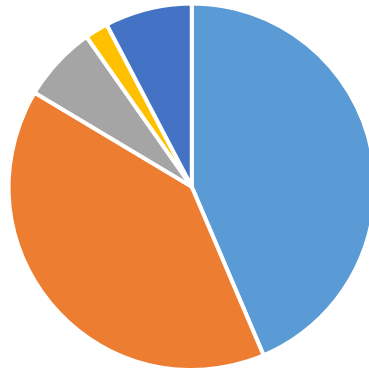
■ % saying Excellent ■ % saying Good ■ % saying Fair ■ % saying Poor ■ % saying Don't know

<b>How would you rate the dependability and overall quality of the city water supply?</b>	
% saying Excellent	42%
% saying Good	44%
% saying Fair	7%
% saying Poor	5%
% saying Don't know	3%
<p>Dependability and quality of city water</p> <p>■ % saying Excellent ■ % saying Good ■ % saying Fair ■ % saying Poor ■ % saying Don't know</p>	



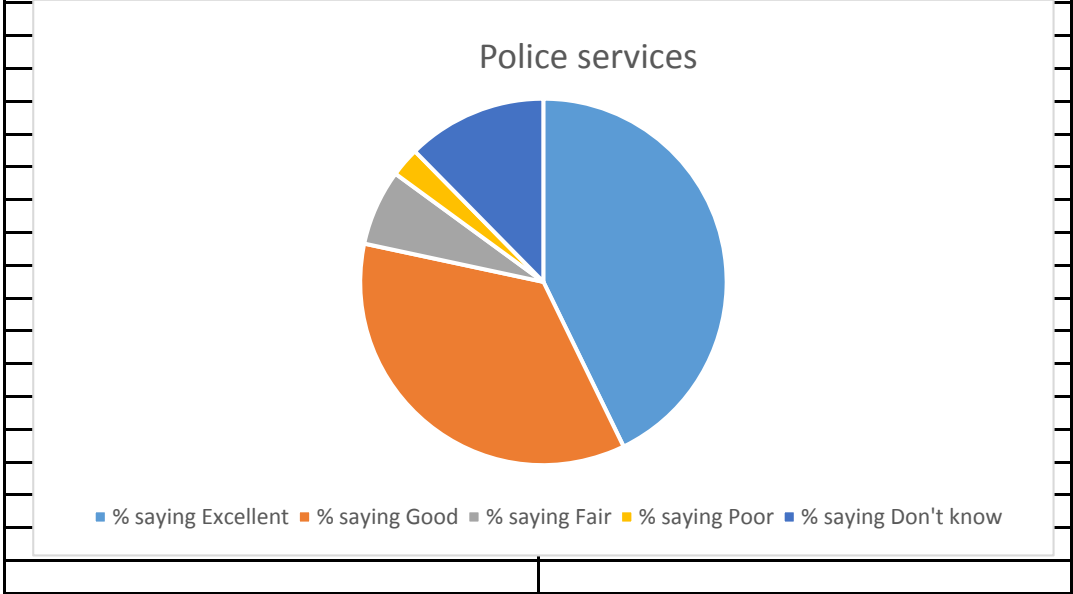
<b>How would you rate the overall quality of city recreational programs and facilities (e.g. parks, trails, park facilities, etc.)?</b>	
% saying Excellent	44%
% saying Good	40%
% saying Fair	7%
% saying Poor	2%
% saying Don't know	8%

Quality of city rec programs and facilities

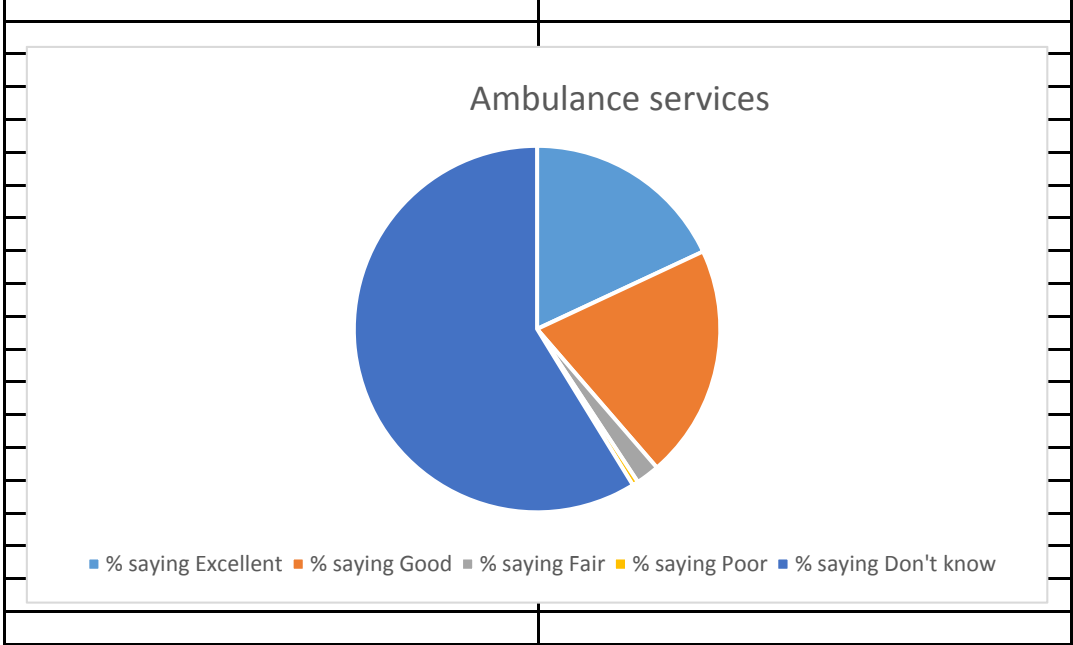


■ % saying Excellent ■ % saying Good ■ % saying Fair ■ % saying Poor ■ % saying Don't know

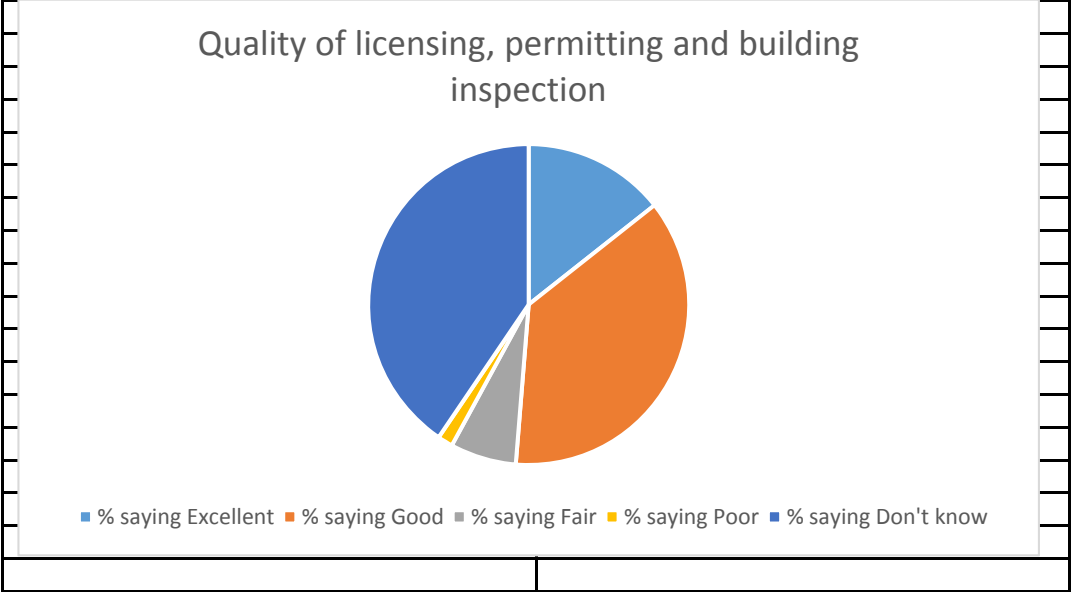
<b>How would you rate police services in your city?</b>	
% saying Excellent	43%
% saying Good	36%
% saying Fair	7%
% saying Poor	3%
% saying Don't know	12%



<b>How would you rate the ambulance services in your city?</b>	
% saying Excellent	18%
% saying Good	21%
% saying Fair	2%
% saying Poor	1%
% saying Don't know	59%

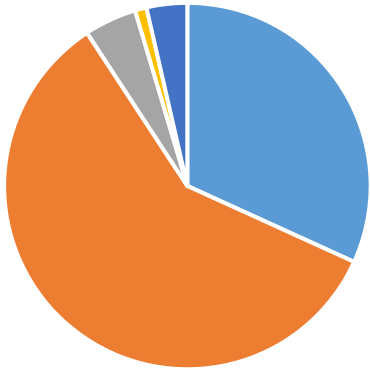


<b>How would you rate the quality of licensing, permitting and building inspection services in your city?</b>	
% saying Excellent	14%
% saying Good	37%
% saying Fair	7%
% saying Poor	2%
% saying Don't know	41%



<b>How would you rate the overall quality of services provided by the city?</b>	
% saying Excellent	32%
% saying Good	59%
% saying Fair	5%
% saying Poor	1%
% saying Don't know	4%

Overall quality of services



■ % saying Excellent ■ % saying Good ■ % saying Fair ■ % saying Poor ■ % saying Don't know