

**RESOLUTION NO. 15201**

**AFFIRMING THE CITY OF AUSTIN'S PARTICIPATION IN THE OFFICE OF THE STATE  
AUDITOR'S VOLUNTARY 2016 PERFORMANCE MEASUREMENTS PROGRAM**

**WHEREAS**, benefits to the City of Austin for participation in the Minnesota Council on Local Results and Innovation's comprehensive performance measurement program are outlined in MS 6.91 and include eligibility for a reimbursement as set by state statute; and

**WHEREAS**, any city or county participating in the comprehensive performance measurement program is also exempt from levy limits for taxes, if levy limits are in effect; and

**WHEREAS**, the City Council of Austin has adopted and implemented 10 of the performance measures, as developed by the Council on Local Results and Innovation, and a system to use this information to help plan, budget, manage and evaluate programs and processes for optimal future outcomes.

**NOW THEREFORE, BE RESOLVED THAT** that the City Council of Austin will continue to report the results of the performance measures to its citizenry through the end of the year through posting on the city's website.

**BE IT FURTHER RESOLVED** that the City Council of Austin will submit to the Office of the State Auditor the actual results of the performance measures adopted by the city.


Passed by a vote of yeas and nays this 2nd day of May, 2016.

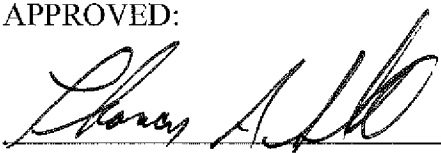
YEAS 7

NAYS 0

ATTEST:

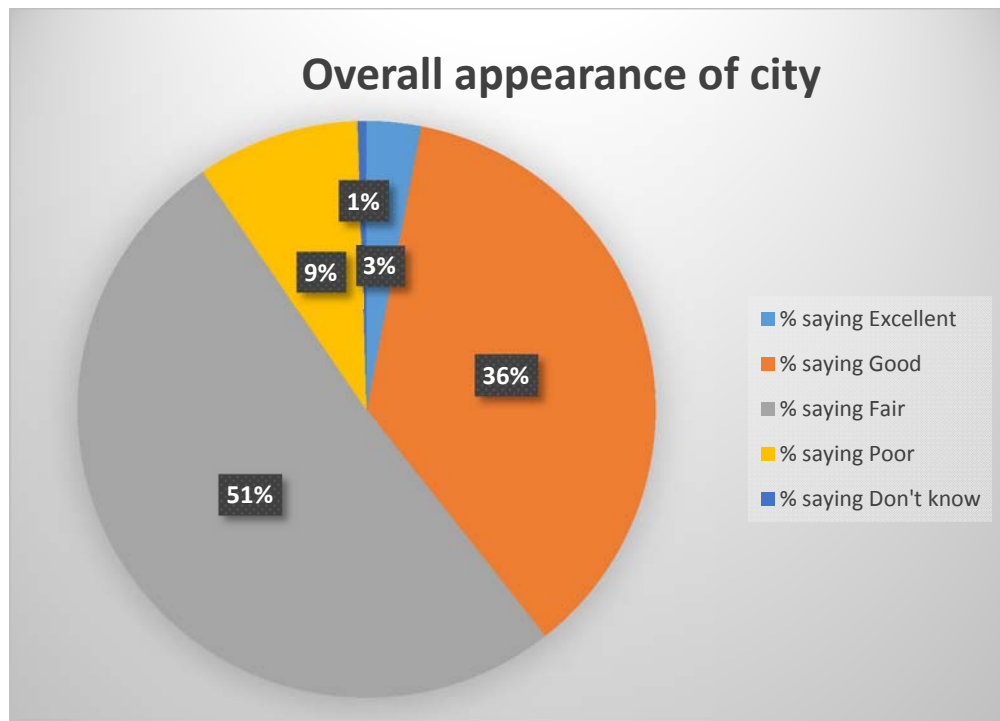
APPROVED:

  
\_\_\_\_\_  
City Recorder

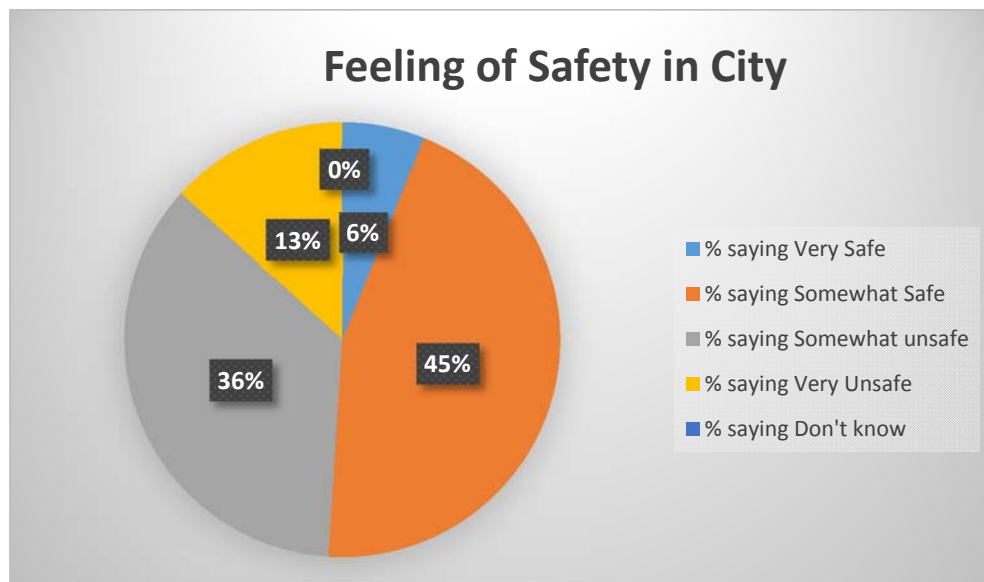
  
\_\_\_\_\_  
Mayor

## City of Austin, Minnesota 2016 Performance Measurements Survey Summaries & Pie Charts

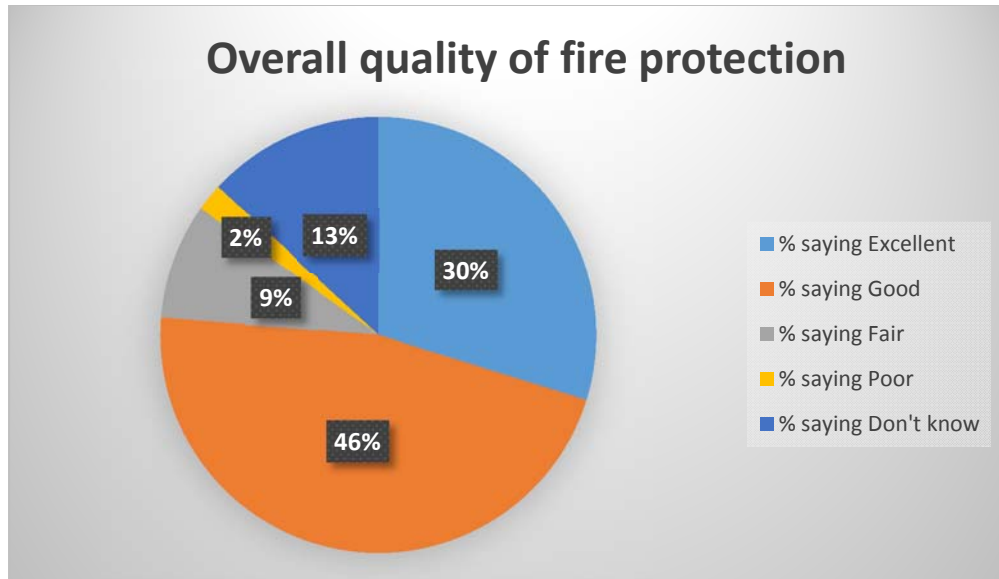
	<b>How would you rate the overall appearance of the city?</b>
# saying Excellent	6
# saying Good	72
# saying Fair	101
# saying Poor	18
# saying Don't know	1
Total Responses	198
% saying Excellent	3%
% saying Good	36%
% saying Fair	51%
% saying Poor	9%
% saying Don't know	1%



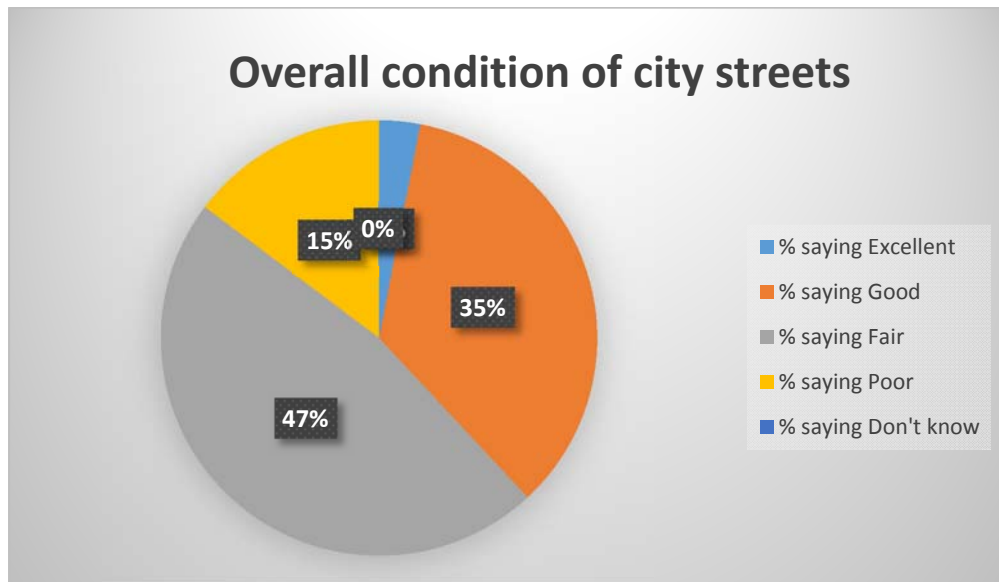
	<b>How would you describe your overall feeling of safety in the city?</b>
# saying Very Safe	12
# saying Somewhat Safe	88
# saying Somewhat unsafe	70
# saying Very Unsafe	26
# saying Don't know	0
Total Responses	196
% saying Very Safe	6%
% saying Somewhat Safe	45%
% saying Somewhat unsafe	36%
% saying Very Unsafe	13%
% saying Don't know	0%



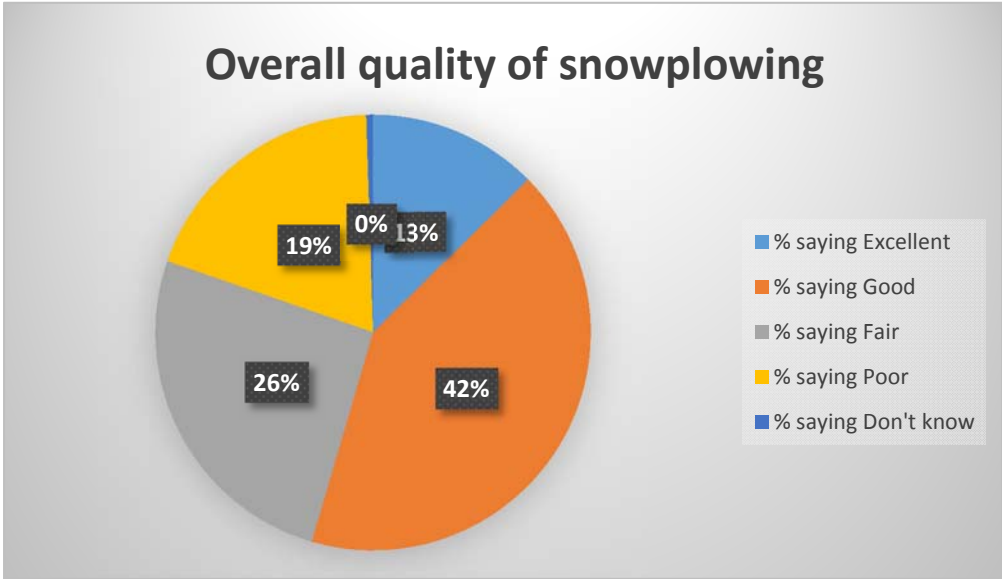
	<b>How would you rate the overall quality of fire protection services in the city?</b>
# saying Excellent	59
# saying Good	92
# saying Fair	17
# saying Poor	4
# saying Don't know	26
Total Responses	198
% saying Excellent	30%
% saying Good	46%
% saying Fair	9%
% saying Poor	2%
% saying Don't know	13%



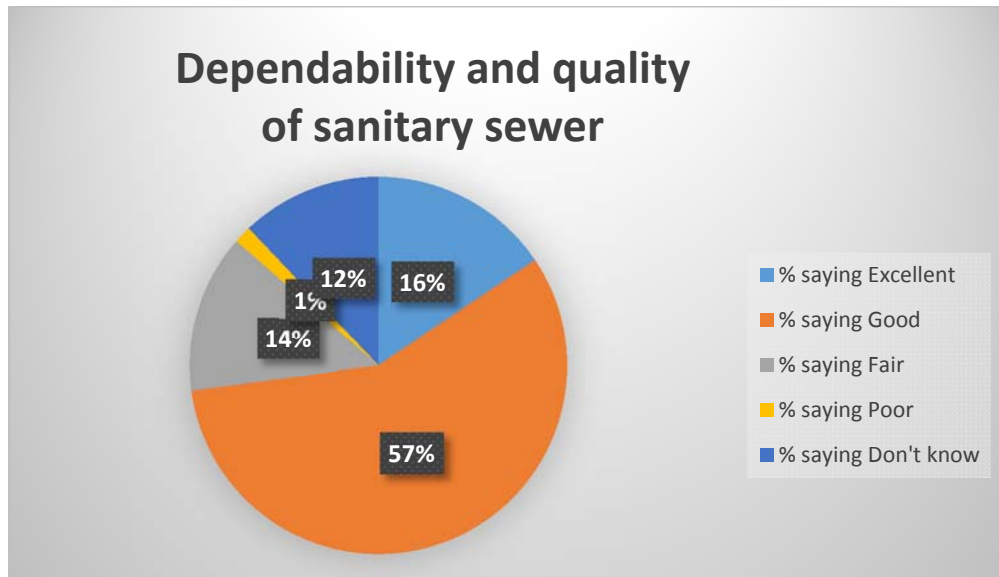
Comments:	How would you rate the overall condition of city streets?
# saying Excellent	6
# saying Good	69
# saying Fair	93
# saying Poor	29
# saying Don't know	0
Total Responses	197
% saying Excellent	3%
% saying Good	35%
% saying Fair	47%
% saying Poor	15%
% saying Don't know	0%



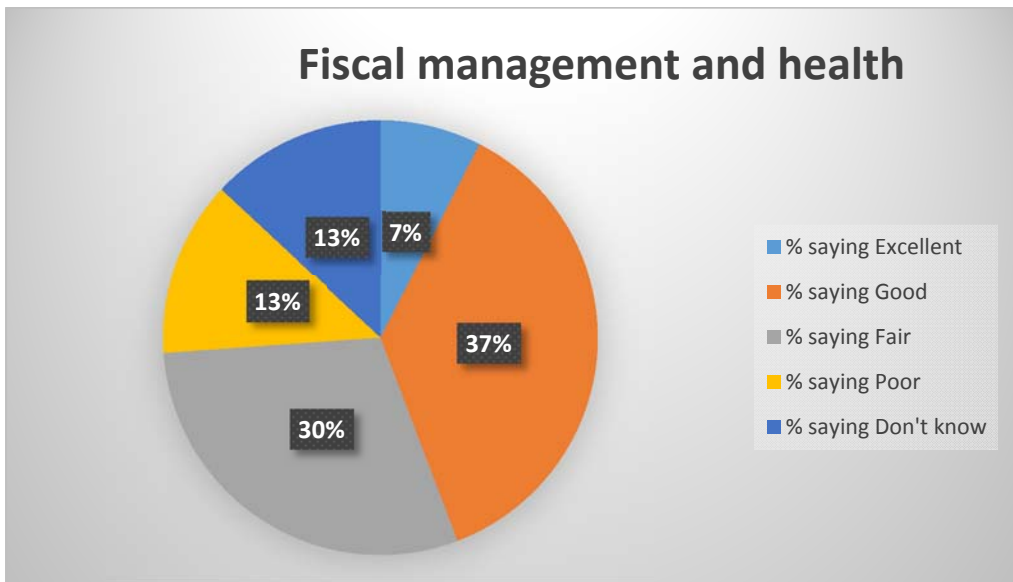
	<b>How would you rate the overall quality of snowplowing on city streets?</b>
# saying Excellent	25
# saying Good	83
# saying Fair	51
# saying Poor	38
# saying Don't know	1
Total Responses	198
% saying Excellent	13%
% saying Good	42%
% saying Fair	26%
% saying Poor	19%
% saying Don't know	1%



	<b>How would you rate the dependability and overall quality of city sanitary sewer service?</b>
# saying Excellent	31
# saying Good	114
# saying Fair	27
# saying Poor	3
# saying Don't know	24
Total Responses	199
% saying Excellent	16%
% saying Good	57%
% saying Fair	14%
% saying Poor	2%
% saying Don't know	12%
# saying Excellent	

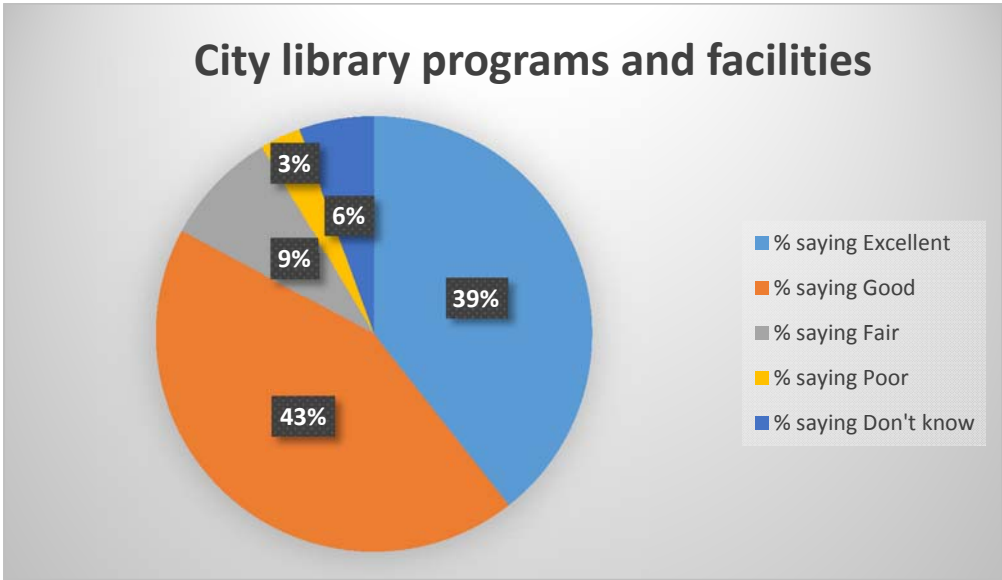


	<b>How would you rate the fiscal management and health?</b>
# saying Excellent	15
# saying Good	73
# saying Fair	59
# saying Poor	26
# saying Don't know	26
Total Responses	199
% saying Excellent	8%
% saying Good	37%
% saying Fair	30%
% saying Poor	13%
% saying Don't know	13%

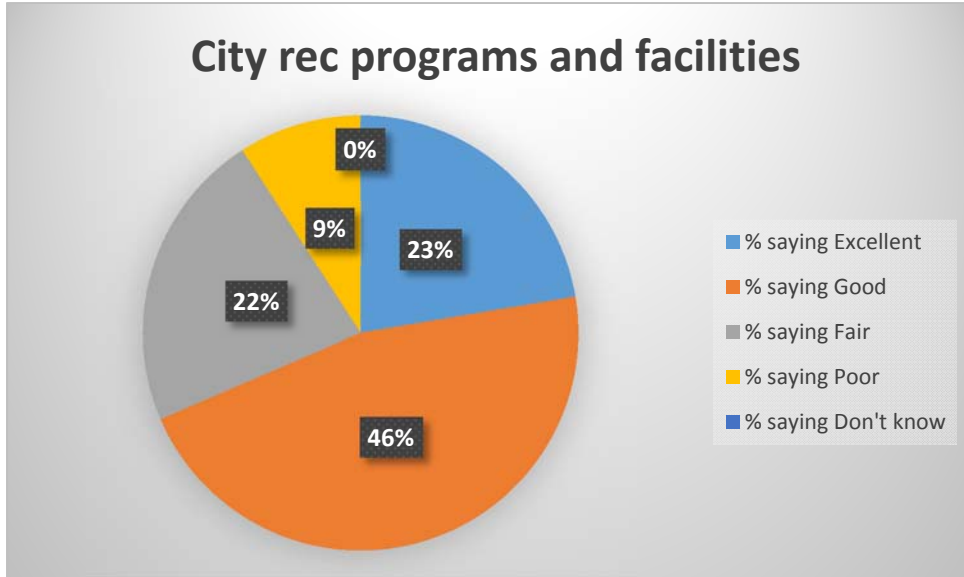




	<b>How would you rate the quality of City Library programs and facilities?</b>
# saying Excellent	78
# saying Good	86
# saying Fair	17
# saying Poor	6
# saying Don't know	11
Total Responses	198
% saying Excellent	39%
% saying Good	43%
% saying Fair	9%
% saying Poor	3%
% saying Don't know	6%



	<b>How would you rate the overall quality of city recreational programs and facilities (e.g. parks, trails, park facilities, etc.)?</b>
# saying Excellent	44
# saying Good	91
# saying Fair	44
# saying Poor	18
# saying Don't know	0
Total Responses	197
% saying Excellent	22%
% saying Good	46%
% saying Fair	22%
% saying Poor	9%
% saying Don't know	0%



	<b>How would you rate the overall quality of services provided by the city?</b>
# saying Excellent	17
# saying Good	103
# saying Fair	59
# saying Poor	17
# saying Don't know	3
Total Responses	199
% saying Excellent	9%
% saying Good	52%
% saying Fair	30%
% saying Poor	9%
% saying Don't know	2%

