

**CITY OF SAINT MICHAEL
RESOLUTION NO. 06-26-12-10**

**A RESOLUTION IMPLEMENTING AND REPORTING
MODEL PERFORMANCE MEASURES**

WHEREAS, the City reaffirms the Model Performance Measures previously adopted on June 28, 2011, for 2012, and

WHEREAS, the City is responsible for implementing the performance measures, surveying its residents, and reporting on the results to the Office of State Auditor by July 1, 2012,

NOW THEREFORE, BE IT RESOLVED that the City Council of the City of St. Michael hereby approves the survey results as found in Exhibit A.

BE IT FURTHER RESOLVED, that the City agrees to post the survey results on its website for public review for the remainder of 2012.

BE IT FURTHER RESOLVED, that the City Council hereby adopts the performance measurement system as found in Exhibit B.

Adopted by the St. Michael City Council this 26th day of June 2012.

CITY OF SAINT MICHAEL, MINNESOTA

By: *Jerry Zochman*
Mayor

ATTEST:

By: *Diana Berning*
City Clerk

EXHIBIT A: CITY OF SAINT MICHAEL RESOLUTION NO. 06-28-11-08

Survey Results

#

1. How would you rate the overall quality of services provided by St. Michael?

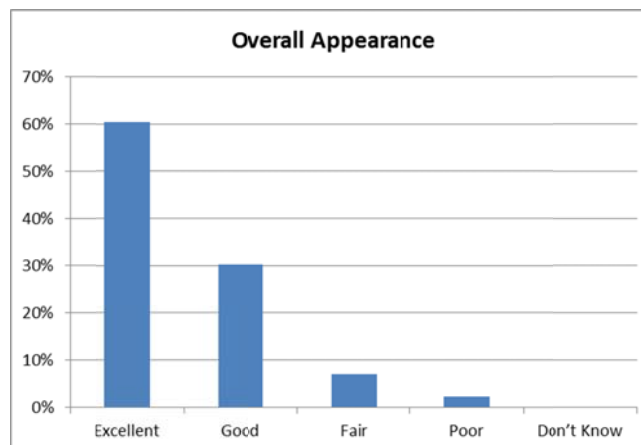
<i>Excellent</i>	25%
<i>Good</i>	59.1%
<i>Fair</i>	11.4%
<i>Poor</i>	0.0%
<i>Don't Know</i>	4.5%



2. The City's taxable property market value declined by 8.88% from 2010 to 2011.

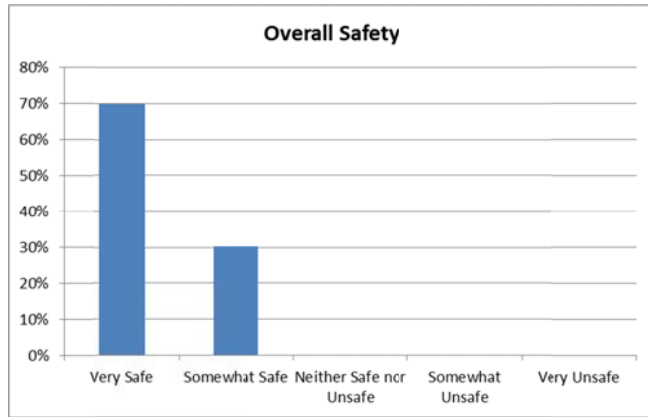
3. How would you rate the overall appearance of St. Michael?

<i>Excellent</i>	60.5%
<i>Good</i>	30.2%
<i>Fair</i>	7.0%
<i>Poor</i>	2.3%
<i>Don't Know</i>	0.0%



4. How would you rate the overall feeling of safety in St. Michael

<i>Very Safe</i>	<i>69.8%</i>
<i>Somewhat Safe</i>	<i>30.2%</i>
<i>Neither Safe nor Unsafe</i>	<i>0.0%</i>
<i>Somewhat Unsafe</i>	<i>0.0%</i>
<i>Very Unsafe</i>	<i>0.0%</i>



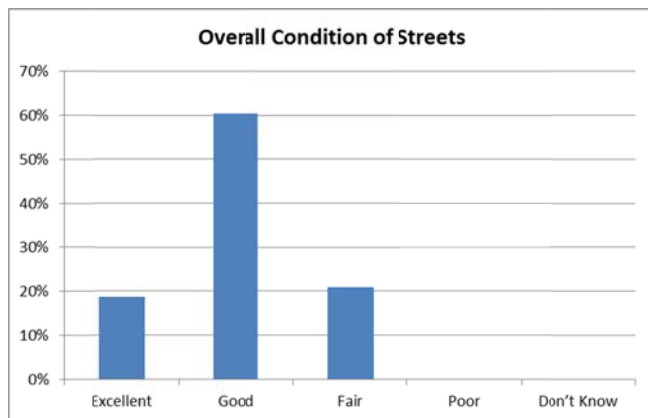
Fire Services:

5. The City's ISO Rating is 5-9.

Streets:

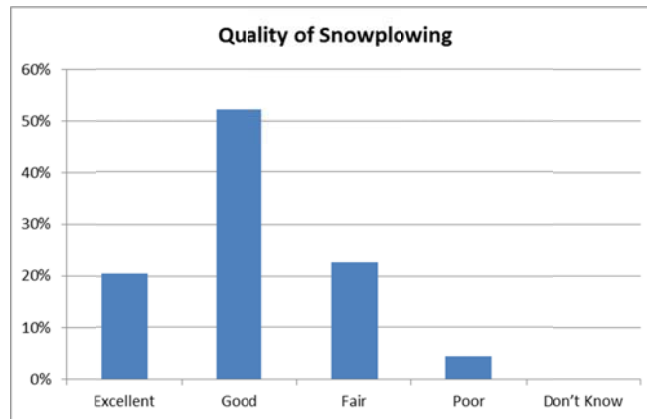
6. How would you rate the overall condition of the streets?

<i>Excellent</i>	<i>18.6%</i>
<i>Good</i>	<i>60.5%</i>
<i>Fair</i>	<i>20.9%</i>
<i>Poor</i>	<i>0.0%</i>
<i>Don't Know</i>	<i>0.0%</i>



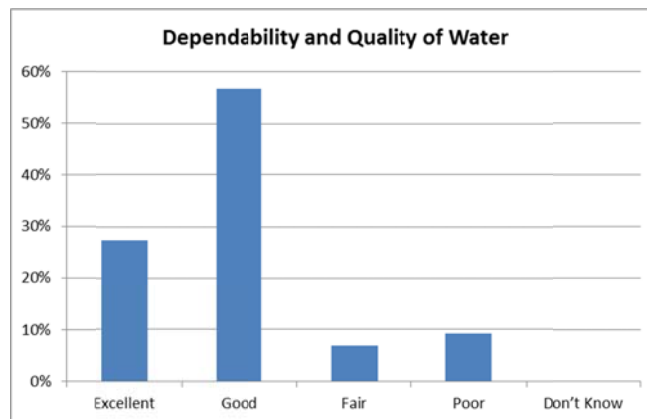
7. How would you rate the overall quality of snowplowing on City streets?

<i>Excellent</i>	20.5%
<i>Good</i>	52.3%
<i>Fair</i>	22.7%
<i>Poor</i>	4.5%
<i>Don't Know</i>	0.0%



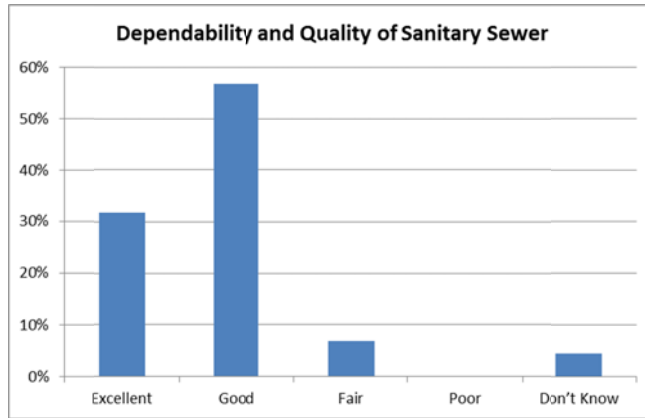
8. How would you rate the dependability and overall quality of the City water supply?

<i>Excellent</i>	27.3%
<i>Good</i>	56.8%
<i>Fair</i>	6.8%
<i>Poor</i>	9.1%
<i>Don't Know</i>	0.0%



9. How would you rate the dependability and quality of City sanitary sewer?

<i>Excellent</i>	31.8%
<i>Good</i>	56.8%
<i>Fair</i>	6.8%
<i>Poor</i>	0.0%
<i>Don't Know</i>	4.5%



10. How would you rate the quality of recreational programs and facilities in St. Michael?

<i>Excellent</i>	20.5%
<i>Good</i>	43.2%
<i>Fair</i>	25.0%
<i>Poor</i>	6.8%
<i>Don't Know</i>	4.5%



EXHIBIT B: CITY OF SAINT MICHAEL RESOLUTION NO. 06-28-11-08

Performance Measurement System

The City of St. Michael will strive to meet the following performance measures:

1. To provide an **Overall Quality of Services** in which at least 65% or more of it's residents rate as Excellent or Good.
2. To maintain a **Taxable Market Value** equal or better than Wright County as a whole.
3. To have at least 65% or more of it's residents rate the **Overall Appearance** of the community as Excellent or Good.
4. To have at least 80% or more of it's residents rate the **Overall Safety** of the community as Very Safe or Somewhat Safe.
5. To maintain or improve the City's **ISO Rating** (Fire Safety) as a 5-9.
6. To have at least 65% or more of residents rate the **Overall Condition of City Streets** as Excellent or Good.
7. To have at least 65% or more of residents rate the **Overall Quality of Snowplowing** on City streets as Excellent or Good.
8. To have at least 65% or more of residents rate the **Dependability and Quality of the City Water Supply** as Excellent or Good.
9. To have at least 65% or more of residents rate the **Dependability and Quality of City Sanitary Sewer** as Excellent or Good.
10. To have at least 65% or more of residents rate the **Quality of Recreational Programs and Facilities** as Excellent or Good.