

Certification


STATE OF MINNESOTA)

COUNTY OF SCOTT)


CITY OF SAVAGE)

I, the undersigned, being the duly qualified city clerk of the City of Savage, Minnesota, hereby certify that the attached and foregoing is a true and correct photocopy of Resolution No. R-13-60, a resolution re-authorizing the participation in the Performance Measurement Program established by the State of Minnesota and the Council on Local Results and Innovation, the original of which is on file and of record at the Savage City Hall, 6000 McColl Drive, Savage, Minnesota.


Dated this 15th day of July, 2013.



Ellen Classen
City Clerk

Attest/


Notary Public



RESOLUTION NO. R-13-60

RESOLUTION RE-AUTHORIZING THE PARTICIPATING IN THE PERFORMANCE MEASUREMENT PROGRAM ESTABLISHED BY THE STATE OF MINNESOTA AND THE COUNCIL ON LOCAL RESULTS AND INNOVATION

WHEREAS, a voluntary performance measurement and reporting program has been established by the State of Minnesota; and

WHEREAS, participation in this program will provide the City of Savage with a reimbursement of \$.14 (fourteen cents) per capita annually and relief from State levy limits when enacted; and

WHEREAS, this program is being implemented by the Council on Local Results and Innovation (CLRI) and the Minnesota State Auditor's Office; and


WHEREAS, the CLRI has established a set of performance measures for cities to adopt and report; and

WHEREAS, this set of measures must be formally adopted to meet the requirements set forth by the enacting legislation of this program; and

NOW THEREFORE, BE IT RESOLVED by the City Council of Savage, Minnesota that the City has adopted the set of city measures established by the CLRI and the City will meet all other necessary requirements to participate in the performance measurement program.

Adopted by the Mayor and Council of the City of Savage, Scott County, Minnesota this 1st day of July 2013.

Attest:



John M. Powell / Acting City Administrator



Janet Williams, Mayor

Motion by Kelly

Second by Abbott

	<u>Aye</u>	<u>Nay</u>
Williams	<u>X</u>	_____
Abbott	<u>X</u>	_____
Kelly	<u>X</u>	_____
McColl	<u>X</u>	_____
Victorey	<u>absent</u>	_____

Report on Model Performance Measures for Cities

City of Savage, MN

2012 Results

The City of Savage's report, on the State recommended model measures of performance outcomes for cities, is below:

General:

1. Rating of the overall quality of services provided by your city:
 - Excellent: 6%
 - Good: 67%
 - Fair: 21%
 - Poor: 2%
 - Don't know/refused: 5%

2. Percent change in the taxable property market value:
 - 5.7% Decline

3. Citizens' rating of the overall appearance of the city:
 - Savage did not survey on overall appearance but did on quality of life, I have provided these statistics because the outcome is likely comparable.
 - Excellent: 39%
 - Good: 58%
 - Fair: 3%
 - Poor: 0%
 - Don't know/refused: 0%

Police Services:

4. Citizens' rating of safety in their community:
 - Savage did not survey on safety but did on the Police protection and patrolling services in the Community.

 - Excellent: 49%
 - Good: 46%
 - Fair: 4%
 - Poor: 1%
 - Don't know/Refused: 1%

Output Measure:

Police Response Time (*Time it takes on top priority calls from dispatch to the first officer on scene.*)

Average response time: 4.00 minutes

Fire Services:

5. Citizens' rating of the quality of fire protection services:
Excellent: 53%
Good: 43%
Fair: 1%
Poor: 0%
Don't know/refused: 3%

Output Measure:

Fire Response Time (*Time it takes from dispatch to apparatus on scene for calls that are dispatched as a possible fire*).

Average response time: 5.57 minutes

Streets:

6. Average city street pavement condition rating (*Provide average rating and the rating system program/type. Example: 70 rating on the Pavement Condition Index (PCI)*)
73 Pavement Condition Index (PCI)

or

Citizens' rating of the road condition in their city:

Excellent: 8%
Good: 76%
Fair: 14%
Poor: 1%
Don't know/refused: 0%

7. Citizens' rating of the quality of snowplowing on city streets:
Excellent: 19%
Good: 63%
Fair: 15%
Poor: 2%
Don't know/refused: 1%

Water:

8. Citizens' rating of the dependability and quality of city water supply:
Excellent: 14%
Good: 65%
Fair: 17%
Poor: 3%
Don't know/refused: 2%

Output Measure:

Operating cost per 1,000,000 gallons of water pumped/produced (answer if applicable – centrally provided system)

(*Actual operating expense for water utility / (total gallons pumped/1,000,000)*)
\$2,395.72

Sanitary Sewer:

9. Citizens' rating of the dependability and quality of city sanitary sewer service:
Please see survey response above, we combine these services

Output Measure:

Number of sewer blockages on city system per 100 connections (answer if applicable – centrally provided system) (*Number of sewer blockages on city system reported by sewer utility / (population/100)*)
No blockages in 2012

Parks and Recreation:

10. Citizens' rating of the quality of city recreational programs and facilities (parks, trails, park buildings):

Programs (meeting household needs)

Yes 95%

No: 3%

Don't know/refused: 2%

Facilities

Excellent: 19%

Good: 77%

Fair: 3%

Poor: 0%

Don't know/refused: 1%