


STATE OF MINNESOTA)
)
COUNTY OF WASHINGTON) ss
)
CITY OF WOODBURY)

I, Kimberlee K. Blaeser, being the duly qualified and acting City Clerk of the City of Woodbury, Minnesota, DO HEREBY CERTIFY that I have compared the attached and foregoing **Council Resolution 20-114, “Authorization to Participate in the Performance Measurement Program established by the State of Minnesota and the Council on Local Results and Innovation”** with the original thereof on file in my office, and that the same is a true and complete transcript of the resolution of the City Council of said municipality at a meeting duly called and held on the 27th day of May, 2020.

WITNESS my hand and the seal of said City this 1st day of June 2020.



Kimberlee K. Blaeser
City Clerk

(SEAL)

Attachment: Resolution 20-114

Resolution 20-114

**Resolution of the City of Woodbury,
Washington County, Minnesota**

**Authorization to Participate in the Performance Measurement Program established by the
State of Minnesota and the Council on Local Results and Innovation**

WHEREAS, benefits to the City of Woodbury for participation in the Minnesota Council on Local Results and Innovation's comprehensive performance measurement program are outlined in MS 6.91 and include eligibility for a reimbursement as set by State statute; and

WHEREAS, participation in this program will provide the City with a reimbursement of \$0.14 (fourteen cents) per capita annually, not to exceed \$25,000; and

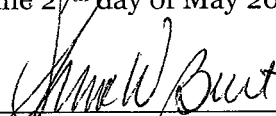
WHEREAS, any City participating in the comprehensive performance measurement program is also exempt from levy limits for taxes, if levy limits are in effect; and

WHEREAS, the City Council of Woodbury has adopted and implemented at least 10 of the performance measures, as developed by the Council on Local Results and Innovation, and a system to use this information to help plan, budget, manage and evaluate programs and processes for optimal future outcomes.

NOW, THEREFORE, BE IT RESOLVED THAT, the City Council of the City of Woodbury will continue to report the results of the performance measures to its citizenry by the end of the year through publication, direct mailing, posting on the City's website, or through a public hearing at which the budget and levy will be discussed and public input allowed.


BE IT FURTHER RESOLVED, the City Council of the City of Woodbury will submit to the Office of the State Auditor the actual results of the performance measures adopted by the City.

This Resolution was declared duly passed and adopted and was signed by the Mayor and attested to by the City Administrator on the 27th day of May 2020.



Anne W. Burt, Mayor

Attest:



Clinton P. Gridley, City Administrator

(SEAL)



Office of the City Administrator

Date: June 4, 2020
To: State of Minnesota – Council on Local Results and Innovation
From: Angela Gorall, Assistant City Administrator
Subject: 2019 Performance Measurement Report for the City of Woodbury

On May 27, 2020, the Woodbury City Council adopted a resolution authorizing City staff to report on the following measures for the State of Minnesota Performance Measurement Program through the Council on Local Results and Innovation. A **minimum of 10** performance measures, as suggested by the “standard measures for cities” document, will be submitted to the Office of the State Auditor.

The City of Woodbury performs a biennial survey, and the survey results included in the reporting are from the 2019 community survey.

Attached to this memorandum is the City Council resolution that authorized the City of Woodbury to participate in this program.

General

1. Rating of the overall quality of services provided by the city (survey data, provide year completed and total responses).
Excellent: 32%
Good: 50%
Fair: 13%
Poor: 1%
Don't Know/Refused: 5%
(2019 community survey, 438 total responses)
2. Percent change in the taxable property market value:
 - a. **7.9%** increase in taxable market value to total **10.2 billion** in 2019.
3. Citizens' rating of the overall appearance of the city (survey data, provide year completed and total responses)
Excellent: 50%
Good: 41%
Fair: 6%
Poor: 1%
Don't Know/Refused: 3%
(2019 community survey, question was “quality of appearance of park and recreation facilities”, 438 total responses)
4. Nuisance code enforcement cases per 1,000 population: $904 / 72,161 \times 1,000 = 12.5$
5. Number of library visits per 1,000 population: **Not collected/Not applicable**
6. Bond rating: AAA

7. Citizens' rating of the quality of city recreational programs and facilities (survey data, provide year completed and total responses)

Recreational Programs

Excellent: 32%

Good: 38%

Fair: 8%

Poor: 3%

Don't Know/Refused: 20%

(2019 community survey)

(435 total responses)

City Parks

Excellent: 47%

Good: 41%

Fair: 8%

Poor: 0%

Don't Know/Refused: 4%

(2019 community survey)

(435 total responses)

8. Accuracy of post-election audit (% of ballots counted correctly): **NA**

Police Services

9. Part I and II crime rates:

a. Part I – **1,604**

b. Part II – **1,489**

10. Part I and II crime clearance rates: **34% of crimes cleared**

11. Citizens' rating of safety in their community (survey data, provide year completed and total responses):

Excellent: 56%

Good: 40%

Fair: 3%

Poor: 0%

Don't Know: 0%

(2019 community survey, 439 total responses)

12. Average police response times: **Not collected**

Fire & EMS Services

13. Insurance industry rating of fire services: **2.0**

14. Citizens' rating of the quality of fire protection services (survey data, provide year completed and total responses):

Excellent: 40%

Good: 26%

Fair: 4%

Poor: 0%

Don't Know/Refused: 30%

(2019 community survey, 437 total responses)

15. Average fire response time:

a. 5 firefighters on scene in less than 9 minutes: **39%**

b. Sustained major fire response, 6 additional firefighters on scene in less than 13 minutes: **47%**

16. Fire (and hazardous response) calls per 1,000 population: $572 / 72,161 \times 1,000 = 7.9$
17. Number of fires with loss resulting in investigation: **31**
18. EMS calls per 1,000 population: $3,949 / 72,161 \times 1,000 = 54.7$
19. EMS average response time. Measured as percentage of time on-scene in less than 9 minutes: **92%**

Streets

20. Average city street pavement condition rating:
 - a. Average PCI of non-residential streets: **63.1**
 - b. Average PCI of residential streets: **73.5**

21. Citizens' rating of the road conditions in their city (survey data, provide year completed and total responses):
Excellent: 13%
Good: 40%
Fair: 33%
Poor: 9%
Don't Know/Refused: 5%
(2019 community survey, question was "quality of pavement repair and patching on city streets" – 436 total responses)

22. Expenditures for road rehabilitation (measured as "street maintenance") per paved lane mile rehabilitated (jurisdiction only roads): **\$921** (not including equipment costs)
23. Percentage of all jurisdiction lane miles rehabilitated in the year: **Not collected**
24. Average hours to complete road system during snow event: **6.3**

25. Citizens' rating of the quality of snowplowing on city streets (survey data, provide year completed and total responses):
Excellent: 32%
Good: 51%
Fair: 10%
Poor: 6%
Don't Know/Refused: 2%
(2019 community survey, 432 total responses)

Water

26. Citizens' rating of the dependability and quality of the city water supply (survey data, provide year completed and total responses):
Excellent: 18%
Good: 38%
Fair: 23%
Poor: 14%
Don't Know/Refused: 7%
(2019 community survey, 436 total responses)

27. Operating costs per 1,000,000 gallons of water pumped/produced: **Not collected**

Sanitary Sewer

28. Citizens' rating of the dependability and quality of the city sanitary sewer service
(provide year completed and total response)

Excellent: 35%

Good: 37%

Fair: 4%

Poor: 0%

Don't Know/Refused: 23%

(2019 community survey, 429 total responses)

29. Number of sewer blockages on city system per 100 connections: **1 total blockage for whole system**