

Bob Fox, Chair
Renville County Board of Commissioners
Renville County Government Services Center
Suite 315
105 South 5th Street
Olivia, MN 56277-1484

Phone: 320-523-3710
Fax: 320-523-3801

Affirmative Action - Equal Opportunity Employer

RESOLUTION 12-17

DECLARATION OF PARTICIPATION IN THE PERFORMANCE MEASUREMENT PROGRAM AND FILING OF THE 2017 PERFORMANCE MEASUREMENT PROGRAM REPORTING REQUIREMENTS

WHEREAS, on June 14, 2011, the Renville County Board of Commissioners voted to participate in the Performance Measurement Program created by the Council on Local Results and Innovations; and

WHEREAS, Renville County understands that by electing to participate in the standard measures program for 2017, that Renville County is eligible for a reimbursement of \$0.14 per capita in local government aid, not to exceed \$25,000, and is also exempt from levy limits under Minnesota Statutes, Sections 275.70 to 275.74, for taxes payable in 2018, if levy limits are in effect; and

WHEREAS, by July 1, 2017, Renville County understands that annual reporting to the Office of the Minnesota State Auditor will be required by the County to participate in the program.

NOW, THEREFORE, BE IT RESOLVED THAT The Renville County Board of Commissioners agrees to continue to participate in the Performance Measurement Program created by the Council on Local Results and Innovations.

BE IT FURTHER RESOLVED THAT Renville County has adopted and implemented a minimum of ten performance measures developed by the Council on Local Results and Innovation and agreed to by the Office of the State Auditor.

BE IT FURTHER RESOLVED THAT Renville County has implemented a local performance measurement system as developed by the Council on Local Results and Innovation.

BE IT FURTHER RESOLVED THAT Renville County will report the results of the ten adopted measures to its residents before the end of the calendar year by posting the results on the County's website, publication, or at a public meeting at which the budget and levy will be discussed and public input allowed.

SERVICE • STEWARDSHIP • SHARED RESPONSIBILITY

RENVILLE COUNTY

Renville County, Minnesota
Resolution 12-17
June 27, 2017
Page 2 of 2

BE IT FURTHER RESOLVES THAT Renville County will survey its residents by the end of the calendar year on the services included in the adopted performance benchmarks that require survey results to establish output measures for a performance benchmark.

BE IT FURTHER RESOLVED, THAT Renville County will submit to the Office of the State Auditor the actual results of the performance measures adopted by the County.

Adopted by the Renville County Board of Commissioners on the 27th day of June, 2017.


RENVILLE COUNTY BOARD OF COMMISSIONERS




Bob Fox, Chair

CERTIFICATION

I, Lisa Herges, Renville County Administrator, do hereby certify that the above is a true and correct copy of Resolution 12-17 adopted by the Renville County Board of Commissioners on the 27th day of June, 2017



Lisa Herges, Renville County Administrator



June 27, 2017

Kathy Doctor, CPA, CFE
Director
Government Information Division
Office of the State Auditor
performancemeasures@osa.state.mn.us


Dear Ms Doctor:

Following are the most recent performance measurement reporting results for Renville County. With the exception of measures #3 & 4, we have continued to meet or move further toward our goals. Measures #3 & 4 are expected to improve based on additional funding recently made available from the legislature.

- 1. Performance Measure: Part I and Part II Crime Rates**
Performance Goal: Decrease Part I and Part II Crime Rates
Outcome: In 2016, the Renville County Sheriff's Office received reports and investigated 109 Part I crimes and 501 Part II crime. Please note this report contains information for Cities under contract for law enforcement services from the Renville County Sheriff's Office. For 2016, this includes the Cities of Bird Island and Morton; Sacred Heart from April 1 – December 31; and Franklin from July 1 – December 31.
- 2. Performance Measure: Recycling Rate**
Performance Goal: Increase Recycling Rate for Renville County to 50%.
Outcome: The recycling rate for Renville County is approximately 39%.
- 3. Performance Measure: Average County Pavement Condition Rating**
Performance Goal: To improve the average county pavement condition rating over 5 years.
Outcome: Renville County Average Pavement Condition Rating is 2.7/4.
- 4. Performance Measure: Average County Bridge Sufficiency Rating**
Performance Goal: To improve the average county bridge sufficiency rating over 5 years.
Outcome: Renville County Average County Bridge Sufficiency Rating 70/100.
- 5. Performance Measure: Behavioral Risk Factor Surveillance System Rating**
Performance Goal: To attain high quality and longer lives free from preventable disease, disability, injury and premature death in Renville County and to promote quality of life, healthy development and healthy behaviors across all life stages.
Outcome: Percentage of sexually active students who reported always using a condom 64.75% (2016 MN Student Health Survey Result). Percentage of students reporting, in the past 7 days, how many times they ate vegetables: 4 or more per day, 6.38%; 4-6 times in the last 7 days, 24.13%; none in 7 days 9.75%. Renville County premature death rate (under 75 years, adjusted rate 2011 – 2015): Cancer, 73.1; Heart Disease, 55.9; Unintentional Injury, 40.4.

6. **Performance Measure: Workforce Participation Rate**
Performance Goal: To increase the workforce participation rate over 5 years.
Outcome: Workforce participation rate for Renville County was 57.1%.
7. **Performance Measure: Percentage of Children where there is a Recurrence of Maltreatment within 12 Months Following Intervention.**
Performance Goal: Maintain a 0% recurrence rate.
Outcome: in 2016, 0% of children had a recurrence of maltreatment within 12 months following intervention.
8. **Performance Measure: Level of Assessment Ratio**
Performance Goal: Maintain an acceptable assessment ratio between 90% and 105%.
Outcome: Renville County has an overall assessment ratio for 2016 of 97.82%.
9. **Performance Measure: Accuracy of Post-Election Audit**
Performance Goal: To maintain 100% accuracy of ballots counted for each election.
Outcome: Results from last election attached.
10. **Performance Measure: Percentage of Veterans Surveyed Who Said Their Questions Were Answered When Seeking Benefit Information from their County Veteran's Service Officer.**
Performance Goal: Maintain 100% positive response.
Outcome: 99.99% (1 no reply)
11. **Performance Measure: Citizens Survey of Renville County Parks**
Performance Goal: Provide outdoor recreation opportunities, while protecting the natural resources of Renville County, for the use, enjoyment, and education of present and future generations.
Outcome: 93% of respondents replied that their overall park experience was good.

Sincerely,



Lisa Herges
County Administrator

Post Election Review Proofing Report

State General Election
Tuesday, November 8, 2016

Printed: 11/21/2016 10:51 AM
Printed By: kopgaa65

County - Renville

Precinct: 0110 - KINGMAN TWP. Polling Place						Renville County
Office: U.S. President & Vice President						
Candidate Name	Polling Place Votes	Hand-Counted Votes	Unadjusted Difference	Explained Difference	Adjusted Difference	Explanation
Donald J. Trump and Michael R. Pence	76	76	0	0	0	
Hillary Clinton and Tim Kaine	25	25	0	0	0	
Darrell Castle and Scott Bradley	0	0	0	0	0	
Dan R. Vacek and Mark Elworth, Jr.	0	0	0	0	0	
Alyson Kennedy and Osborne Hart	0	0	0	0	0	
Jill Stein and Howie Hawkins	1	1	0	0	0	
"Rocky" Roque De La Fuente and Michael Steinberg	0	0	0	0	0	
Evan McMullin and Nathan Johnson	2	2	0	0	0	
Gary Johnson and William Weld	1	1	0	0	0	
BLANK FOR OFFICE	0	0	0	0	0	
OVER / DEFECTIVE FOR OFFICE	0	0	0	0	0	
WRITE-IN**	0	0	0	0	0	
Totals	105	105	0	0	0	

Office: U.S. Representative District 7

Candidate Name	Polling Place Votes	Hand-Counted Votes	Unadjusted Difference	Explained Difference	Adjusted Difference	Explanation
Dave Hughes	45	45	0	0	0	
Collin Peterson	57	58	1	1	0	Small Mark in oval by Collin Peterson that was light, was under vote by tabulator.
BLANK FOR OFFICE	3	2	1	1	0	2 ballots were blank, one ballot had very light mark in oval for Collin Peterson.
OVER / DEFECTIVE FOR OFFICE	0	0	0	0	0	
WRITE-IN**	0	0	0	0	0	
Totals	105	105	2	2	0	

Precinct: 0110 - KINGMAN TWP. AB/MB

Renville County

Office: U.S. President & Vice President

Candidate Name	AB/MB Votes	Hand-Counted Votes	Unadjusted Difference	Explained Difference	Adjusted Difference	Explanation
Donald J. Trump and Michael R. Pence	5	5	0	0	0	
Hillary Clinton and Tim Kaine	1	1	0	0	0	
Darrell Castle and Scott Bradley	0	0	0	0	0	
Dan R. Vacek and Mark Elworth, Jr.	0	0	0	0	0	
Alyson Kennedy and Osborne Hart	0	0	0	0	0	
Jill Stein and Howie Hawkins	0	0	0	0	0	
"Rocky" Roque De La Fuente and Michael Steinberg	0	0	0	0	0	
Evan McMullin and Nathan Johnson	0	0	0	0	0	
Gary Johnson and William Weld	0	0	0	0	0	
BLANK FOR OFFICE	0	0	0	0	0	
OVER / DEFECTIVE FOR OFFICE	0	0	0	0	0	
WRITE-IN**	0	0	0	0	0	
Totals	6	6	0	0	0	

Precinct: 0110 - KINGMAN TWP. AB/MB

Renville County

Office: U.S. Representative District 7

Candidate Name	AB/MB Votes	Hand-Counted Votes	Unadjusted Difference	Explained Difference	Adjusted Difference	Explanation
Dave Hughes	3	3	0	0	0	
Collin Peterson	3	3	0	0	0	
BLANK FOR OFFICE	0	0	0	0	0	
OVER / DEFECTIVE FOR OFFICE	0	0	0	0	0	
WRITE-IN**	0	0	0	0	0	
Totals	6	6	0	0	0	

Precinct: 0170 - TROY TWP. Polling Place

Renville County

Office: U.S. President & Vice President

Candidate Name	Polling Place Votes	Hand-Counted Votes	Unadjusted Difference	Explained Difference	Adjusted Difference	Explanation
Donald J. Trump and Michael R. Pence	94	94	0	0	0	
Hillary Clinton and Tim Kaine	31	31	0	0	0	
Darrell Castle and Scott Bradley	1	1	0	0	0	
Dan R. Vacek and Mark Elworth, Jr.	0	0	0	0	0	
Alyson Kennedy and Osborne Hart	0	0	0	0	0	
Jill Stein and Howie Hawkins	0	0	0	0	0	
"Rocky" Roque De La Fuente and Michael Steinberg	0	0	0	0	0	
Evan McMullin and Nathan Johnson	5	5	0	0	0	
Gary Johnson and William Weld	3	3	0	0	0	
BLANK FOR OFFICE	2	2	0	0	0	
OVER / DEFECTIVE FOR OFFICE	0	0	0	0	0	
WRITE-IN**	0	0	0	0	0	
Totals	136	136	0	0	0	

Precinct: 0170 - TROY TWP. Polling Place

Renville County

Office: U.S. Representative District 7

Candidate Name	Polling Place Votes	Hand-Counted Votes	Unadjusted Difference	Explained Difference	Adjusted Difference	Explanation
Dave Hughes	50	50	0	0	0	
Collin Peterson	84	84	0	0	0	
BLANK FOR OFFICE	2	2	0	0	0	
OVER / DEFECTIVE FOR OFFICE	0	0	0	0	0	
WRITE-IN**	0	0	0	0	0	
Totals	136	136	0	0	0	

Precinct: 0170 - TROY TWP. AB/MB

Renville County

Office: U.S. President & Vice President

Candidate Name	AB/MB Votes	Hand-Counted Votes	Unadjusted Difference	Explained Difference	Adjusted Difference	Explanation
Donald J. Trump and Michael R. Pence	15	15	0	0	0	
Hillary Clinton and Tim Kaine	6	6	0	0	0	
Darrell Castle and Scott Bradley	0	0	0	0	0	
Dan R. Vacek and Mark Elworth, Jr.	0	0	0	0	0	
Alyson Kennedy and Osborne Hart	0	0	0	0	0	
Jill Stein and Howie Hawkins	0	0	0	0	0	
"Rocky" Roque De La Fuente and Michael Steinberg	0	0	0	0	0	
Evan McMullin and Nathan Johnson	0	0	0	0	0	
Gary Johnson and William Weld	0	0	0	0	0	
BLANK FOR OFFICE	0	0	0	0	0	
OVER / DEFECTIVE FOR OFFICE	0	0	0	0	0	
WRITE-IN**	0	0	0	0	0	
Totals	21	21	0	0	0	

Precinct: 0170 - TROY TWP. AB/MB

Renville County

Office: U.S. Representative District 7

Candidate Name	AB/MB Votes	Hand-Counted Votes	Unadjusted Difference	Explained Difference	Adjusted Difference	Explanation
Dave Hughes	12	12	0	0	0	
Collin Peterson	9	9	0	0	0	
BLANK FOR OFFICE	0	0	0	0	0	
OVER / DEFECTIVE FOR OFFICE	0	0	0	0	0	
WRITE-IN**	0	0	0	0	0	
Totals	21	21	0	0	0	